



# LED Display Product Data Sheet LTP-2057AKA

Spec No.: DS30-2001-322

Effective Date: 11/01/2001

Revision: -

**LITE-ON DCC**

**RELEASE**

BNS-OD-FC001/A4

**FEATURES**

- \* 2.0 inch (50.8 mm) MATRIX HEIGHT.
- \* LOW POWER REQUIREMENT.
- \* SINGLE PLANE, WIDE VIEWING ANGLE.
- \* SOLID STATE RELIABILITY.
- \* 5x7 ARRAY WITH X-Y SELECT.
- \* COMPATIBLE WITH USASCII AND EBCDIC CODES.
- \* STACKABLE HORIZONTALLY.
- \* CATEGORIZED FOR LUMINOUS INTENSITY.

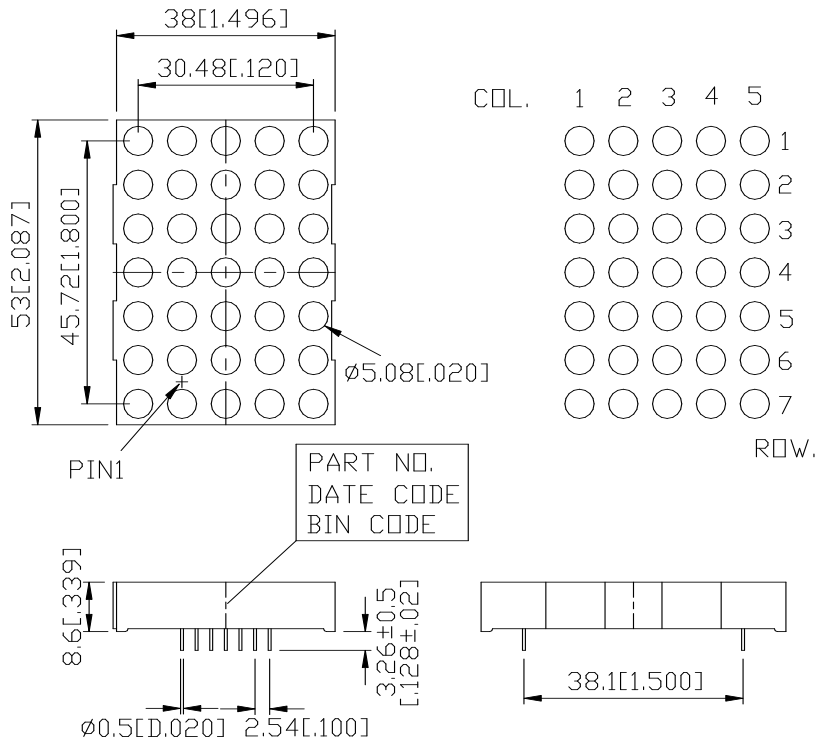
**DESCRIPTION**

The LTP-2057AKA is a 2.0 inch (50.8 mm) matrix height 5x7 dot matrix display. This device utilizes AlInGaP Super Orange LED chips, which are made from AlInGaP on a GaAs substrate and has a gray face and white dot color.

**DEVICE**

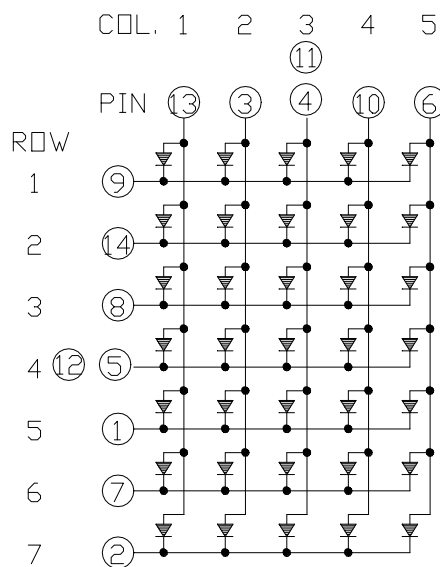
<b>PART NO.</b>	<b>DESCRIPTION</b>
AlInAaP Super Orange	ANODE COLUMN
LTP-2057AKA	CATHODE ROW

## PACKAGE DIMENSIONS



NOTES: All dimensions are in millimeters. Tolerances are  $\pm 0.25$  mm (0.01") unless otherwise noted.

## INTERNAL CIRCUIT DIAGRAM



**PIN CONNECTION**

<b>No.</b>	<b>CONNECTION</b>
1	CATHODE ROW 5
2	CATHODE ROW 7
3	ANODE COLUMN 2
4	ANODE COLUMN 3
5	CATHODE ROW 4
6	ANODE COLUMN 5
7	CATHODE ROW 6
8	CATHODE ROW 3
9	CATHODE ROW 1
10	ANODE COLUMN 4
11	ANODE COLUMN 3
12	CATHODE ROW 4
13	ANODE COLUMN 1
14	CATHODE ROW 2

**ABSOLUTE MAXIMUM RATING AT Ta=25°C**

PARAMETER	MAXIMUM RATING	UNIT
Average Power Dissipation Per Dot	33	mW
Peak Forward Current Per Dot	90	mA
Average Forward Current Per Dot	13	mA
Derating Linear From 25°C Per Dot	0.17	mA/°C
Reverse Voltage Per Dot	5	V
Operating Temperature Range	-35°C to +85°C	
Storage Temperature Range	-35°C to +85°C	
Solder Temperature: max 260°C for max 3sec at 1.6mm[1/16inch] below seating plane.		

**ELECTRICAL / OPTICAL CHARACTERISTICS AT Ta=25°C**

PARAMETER	SYMBOL	MIN.	TYP.	MAX.	UNIT	TEST CONDITION
Average Luminous Intensity	I <sub>v</sub>	2100	4600		μcd	I <sub>p</sub> =32mA 1/16Duty
Peak Emission Wavelength	λ <sub>p</sub>		621		nm	I <sub>F</sub> =20mA
Spectral Line Half-Width	Δλ		18		nm	I <sub>F</sub> =20mA
Dominant Wavelength	λ <sub>d</sub>		615		nm	I <sub>F</sub> =20mA
Forward Voltage any Dot	V <sub>F</sub>		2.05	2.6	V	I <sub>F</sub> =20mA
			2.3	2.8		I <sub>F</sub> =80mA
Reverse Current any Dot	I <sub>R</sub>			100	μA	V <sub>R</sub> =5V
Luminous Intensity Matching Ratio	I <sub>v</sub> -m			2:1		I <sub>p</sub> =32mA 1/16Duty

Note: Luminous intensity is measured with a light sensor and filter combination that approximates the CIE (Commision Internationale De L'Eclairage) eye-response curve.

## TYPICAL ELECTRICAL / OPTICAL CHARACTERISTIC CURVES

(25°C Ambient Temperature Unless Otherwise Noted)

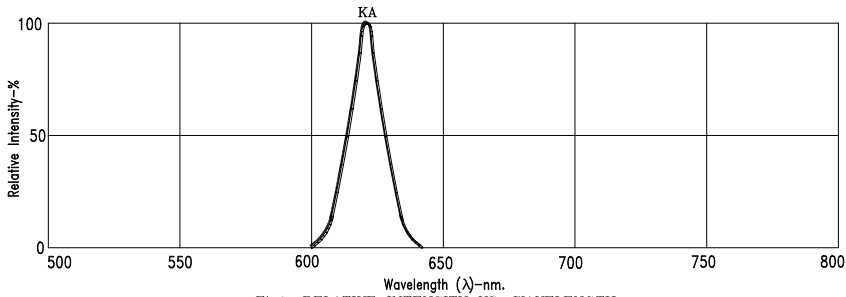


Fig1. RELATIVE INTENSITY VS. WAVELENGTH

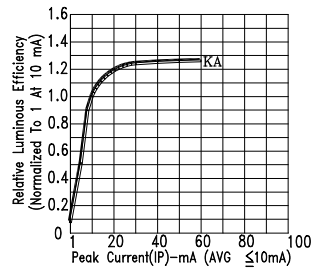


Fig2. RELATIVE LUMINOUS EFFICIENCY (LUMINOUS INTENSITY PER UNIT CURRENT) VS. PEAK CURRENT (REFRESH RATE 1KHz)

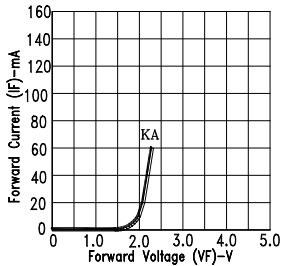


Fig3. FORWARD CURRENT VS. FORWARD VOLTAGE

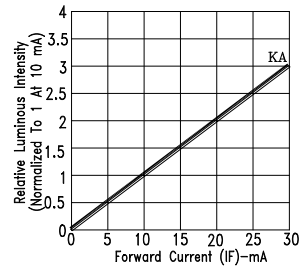


Fig4. RELATIVE LUMINOUS INTENSITY VS. FORWARD CURRENT

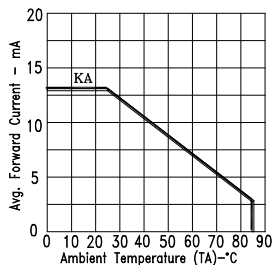


Fig5. MAX. AVERAGE FORWARD CURRENT VS. AMBIENT TEMPERATURE.

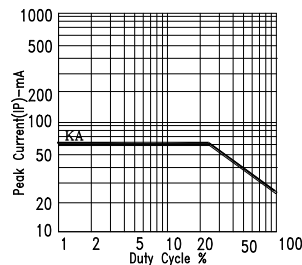


Fig6. MAX. PEAK CURRENT VS. DUTY CYCLE % (REFRESH RATE 1KHz)

NOTE: KA=AlInGaP Super Orange

# Mouser Electronics

Authorized Distributor

Click to View Pricing, Inventory, Delivery & Lifecycle Information:

[Lite-On:](#)

[LTP-2057AKA](#)