

SUMMARY

Wires

Low voltage 3



Image is for illustrative purpose only

Series	0S
Termination type	Female solder
IP rating	50
AWG wire size	32.00 - 24.00
Cable Ø	2.30 - 3.20 mm
Status	active
Matching parts	FFA.0S.303.CLAC32

Download

[Request a quote](#)

[Catalog](#)

TECHNICAL DETAILS

Mechanics

Shell Style/Model	PSA*: Fixed receptacle, nut fixing, cable collet
Keying	Hermaphroditic keying (half moon insert) with female pin 1
Housing Material	Brass (chrome plated [SAE AMS 2460]) shell and collet nut, nickel plated [SAE AMS QQ N 290] brass latch sleeve and mid pieces
Weight	8.13 g

Performance

Configuration	0S.303 : 3 Low Voltage
Insulator	L: PEEK (UL 94 / V-0/1.5)
Rated Current	7 Amps

Specifications

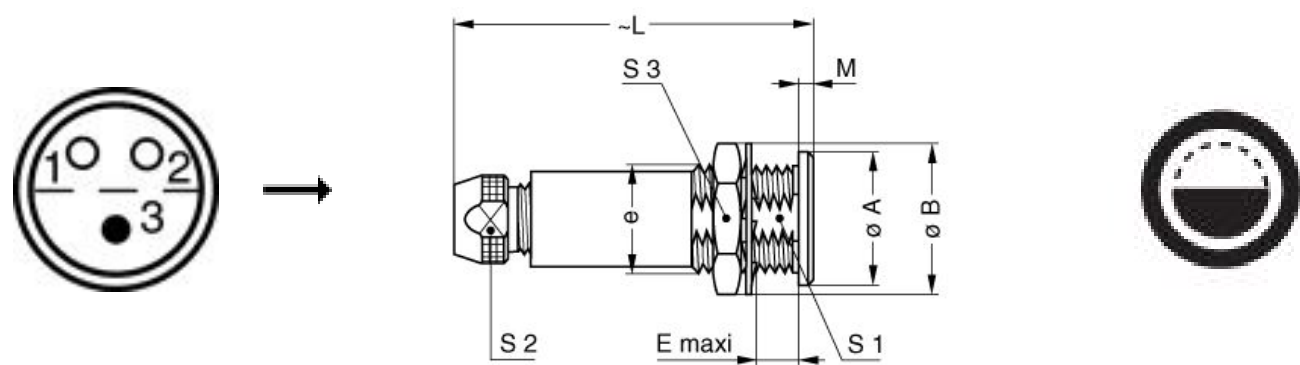
Contact Type: Solder
Contact Dia.: 0.7 mm (0.028in)
Bucket Dia.: 0.6 mm (0.024in)
Max. Solid Conductor: 0.25 mm² (AWG 24)
Max. Stranded Conductor: 0.14 mm² (AWG 26)
R (max): 6.1 mOhm
Vtest: 1060 V (AC), 1500 V (DC)

LEMO products and services are provided "as is". LEMO makes no warranties or representations with regard to LEMO product & services or use of them, express, implied or statutory, including for accuracy, completeness, or security. The user is fully responsible for his products and applications using LEMO components.

Others

- Endurance (Shell): 5000 mating cycles
- Temp (min / max): -55°C / +250°C
- Humidity (max): <=95% [at 60 deg C / 140 F]
- Vibration: 15 g [10 Hz - 2000 Hz]
- Shock Resistance: 100 g [6 ms]
- Climatical Category: 50/175/21
- Shielding (min): 75 dB (10 MHz)
- Shielding (min): 40 dB (1 GHz)
- Salt Spray Corrosion: >144 hr

DRAWINGS



Dimensions

	A	B	C	E	L	M	S1	S2	S3	e
mm.	10	12.5	4.2	7	33.5	1.2	8.2	6.5	11	M9x0.6
in.	0,39	0,49	0,17	0,28	1,32	0,05	0,32	0,26	0,43	







RECOMMENDED BY LEMO

Tools

Spanner wrench: [DCD.05.005.PA065](#)

LEMO products and services are provided “as is”. LEMO makes no warranties or representations with regard to LEMO product & services or use of them, express, implied or statutory, including for accuracy, completeness, or security. The user is fully responsible for his products and applications using LEMO components.

Cables

CMN.03.T28.031PGCE	PVC	GREY	
CMN.03.T28.031PGZE		Grey	
CMN.03.T28.031PNCE	PVC	Black	
CMN.03.T28.031PNZE			
30141	PVC	Grey	
3041	PVC	Grey	
3050	PVC	Black	
3081	PVC	Black	

LEMO products and services are provided “as is”. LEMO makes no warranties or representations with regard to LEMO product & services or use of them, express, implied or statutory, including for accuracy, completeness, or security. The user is fully responsible for his products and applications using LEMO components.

Mouser Electronics

Authorized Distributor

Click to View Pricing, Inventory, Delivery & Lifecycle Information:

[LEMO:](#)

[PSA.0S.303.CLLC32](#)