

SUMMARY

Wires

Low voltage 4



Image is for illustrative purpose only

| | |
|------------------|--------------------------------|
| Series | 0B |
| Termination type | Male solder |
| IP rating | 50 |
| AWG wire size | 30.00 - 22.00 |
| Cable Ø | 4.30 - 5.20 mm |
| Status | active |
| Matching parts | EGG.0B.304.CLL |

Download

[Request a quote](#)

[Eplan](#)

[Catalog](#)

TECHNICAL DETAILS

Mechanics

| | |
|-------------------|---|
| Shell Style/Model | FP*: Elbow (90°) plug with cable collet for bend relief |
| Keying | 1 key (alpha=0, plug: male contacts, receptacle: female contacts) |
| Housing Material | Brass (chrome plated [SAE AMS 2460]) shell and collet nut, nickel plated [SAE AMS QQ N 290] brass latch sleeve and mid pieces |
| Variant | Z : Nut for fitting a bend relief |
| Weight | 10.68 g |

Performance

| | |
|---------------|---------------------------|
| Configuration | 0B.304 : 4 Low Voltage |
| Insulator | L: PEEK (UL 94 / V-0/1.5) |
| Rated Current | 7 Amps |

Specifications

Contact Type: Solder
Contact Dia.: 0.7 mm (0.028in)
Bucket Dia.: 0.8 mm (0.031in)
Max. Stranded Conductor: 0.34 mm² (AWG 22)
Max. Conductor: 0.34 mm² (AWG 22)
R (max): 6.1 mOhm

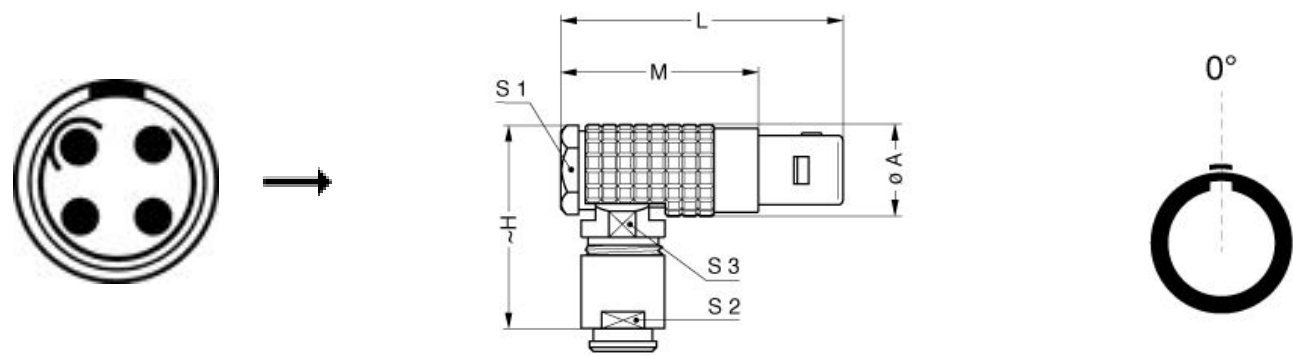
LEMO products and services are provided "as is". LEMO makes no warranties or representations with regard to LEMO product & services or use of them, express, implied or statutory, including for accuracy, completeness, or security. The user is fully responsible for his products and applications using LEMO components.

Vtest (contact-contact): 850 V (AC), 1200 V (DC)
Vtest (contact-shell): 700 V (AC), 1000 V (DC)

Others

- Endurance (Shell): 5000
- Temp (min / max): -55°C / +250°C
- Humidity (max): <=95% [at 60 deg C / 140 F]
- Vibration: 15 g [10 Hz - 2000 Hz]
- Shock Resistance: 100 g [6 ms]
- Climatical Category: 50/175/21
- Shielding (min): 75 dB (10 MHz)
- Shielding (min): 40 dB (1 GHz)
- Salt Spray Corrosion: >1000 hr

DRAWINGS



Dimensions







| | A | H | L | M | S1 | S2 | S3 |
|-----|------|------|------|------|------|------|------|
| mm. | 9.5 | 21.8 | 30 | 20 | 8 | 7 | 8 |
| in. | 0,37 | 0,86 | 1,18 | 0,79 | 0,31 | 0,28 | 0,31 |

RECOMMENDED BY LEMO

Tools

LEMO products and services are provided “as is”. LEMO makes no warranties or representations with regard to LEMO product & services or use of them, express, implied or statutory, including for accuracy, completeness, or security. The user is fully responsible for his products and applications using LEMO components.

Cables

| | | | |
|--------------------|---------------|-------|---|
| CMN.04.T22.047QGC | TPR | Grey | |
| CMN.04.T22.048QGZE | TPR (medical) | Grey |  |
| 140240 | PVC | Black |  |
| 140250 | PVC | Grey |  |
| 40260 | PVC | Black |  |
| 4080 | PVC | Grey | |
| 4221 | PVC | Black |  |
| 4280 | PVC | Black |  |
| 80080 | PVC | Grey | |
| 80082 | PVC | Red | |
| 80084 | PVC | Black | |

LEMO products and services are provided “as is”. LEMO makes no warranties or representations with regard to LEMO product & services or use of them, express, implied or statutory, including for accuracy, completeness, or security. The user is fully responsible for his products and applications using LEMO components.

Mouser Electronics

Authorized Distributor

Click to View Pricing, Inventory, Delivery & Lifecycle Information:

LEMO:

[FPG.0B.304.CLAD52Z](#)