

SUMMARY

Wires

Low voltage 2



Image is for illustrative purpose only

Series 1M
Termination type Male crimp
IP rating 68
AWG wire size 20.00 - 16.00
Cable Ø 4.85 - 9.70 mm
Status active
Matching parts [EGN.1M.302.XLM](#)

Download

[Request a quote](#)
[Catalog](#)
[See video assembly instructions](#)

TECHNICAL DETAILS

Mechanics

Shell Style/Model FG*: Straight plug with arctic grip and mold stop
Keying 3 keys (beta=165, gamma=30, plug: male contacts, receptacle: female contacts)
Housing Material Aluminium (nickel plated [SAE AMS QQ N 290], anthracite color) shell and nut, other pieces bronze/brass
Weight 7.56 g

Performance

Configuration 1M.302 : 2 Low Voltage
Insulator L: PEEK
Rated Current 19.0 Amps

Specifications

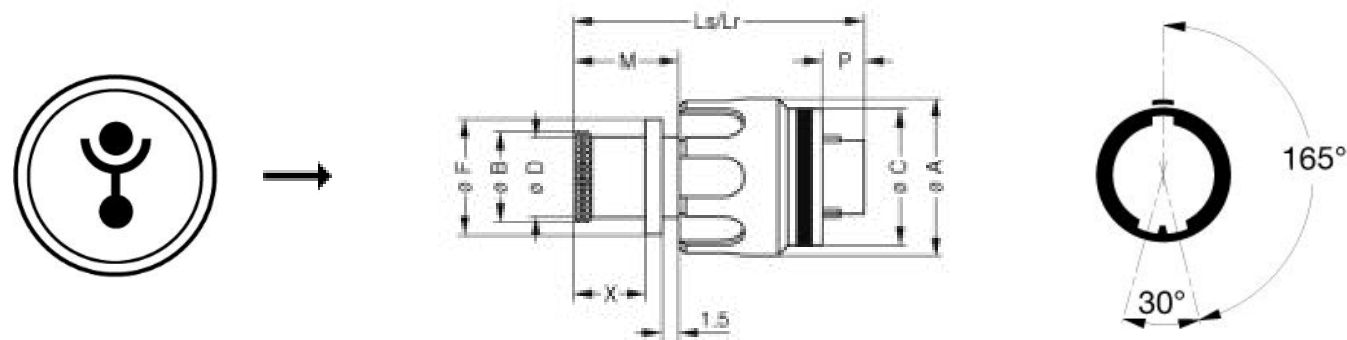
Contact Type: Crimp
Contact Retention: 40 N
Contact Dia.: 1.3 mm (0.051in)
Bucket Dia.: 1.4 mm (0.055in)
Min. Conductor: 0.5 mm² (AWG 20)
Max. Conductor: 1 mm² (AWG 18)
R (max): 3.6 mOhm

LEMO products and services are provided "as is". LEMO makes no warranties or representations with regard to LEMO product & services or use of them, express, implied or statutory, including for accuracy, completeness, or security. The user is fully responsible for his products and applications using LEMO components.

Others

- Endurance (Shell): 3000 mating cycles
- Temp (min / max): -20°C / +200°C
- Humidity (max): 21 days at 95%
- Gunfire vibration: 25 Hz - 2000 Hz, 3 axis (Apache helicopter)
- Vibration-Sine: 30 g, 3 axes, 12 hr [10 Hz - 2000 Hz]
- Vibration-Random: 37.8 g rms - 3 axes, 4 hr amb [50 Hz - 2000 Hz]
- Shock Resistance: 300 g [3 ms]
- Lighting strike EIA 364-75: 10K amps - 6 times
- Thermal shock: 5 cycles: -65°C to +150°C
- EMI Shielding EIA 364-66A: >= 80 dB (1 GHz), >=70 dB (3 GHz), >= 58 dB (6 GHz), >= 40 dB (10 GHz)
- Salt Spray Corrosion: max. 48 hr

DRAWINGS



Dimensions

	A	B	C	D	F	Lr	Ls	M	P	X
mm.	15.9	10.5	14.2	9.7	12.4	27.1	27.1	9.7	3.9	6.7
in.	0,63	0,41	0,56	0,38	0,49	1,07	1,07	0,38	0,15	0,26

RECOMMENDED BY LEMO








Tools

Crimp Tool: [DPC.91.701.V](#)

LEMO products and services are provided “as is”. LEMO makes no warranties or representations with regard to LEMO product & services or use of them, express, implied or statutory, including for accuracy, completeness, or security. The user is fully responsible for his products and applications using LEMO components.

Crimp settings:	AWG/Selector = 16-18-20/8-7-7
Positionner:	DCE.91.130.5MVC
Extractor:	DCF.93.131.4LT
Replacement contact:	FGN.0M.565.ZZC

Cables

CMN.02.T18.064UNCU			
102080	PVC	Grey	
120184	PVC	Black	
120500	PVC	Grey	
120501	PVC	Grey	
120751	PVC	Grey	
220151	PVC	Grey	
220750	PVC	Grey	
320150	PVC	Grey	

LEMO products and services are provided “as is”. LEMO makes no warranties or representations with regard to LEMO product & services or use of them, express, implied or statutory, including for accuracy, completeness, or security. The user is fully responsible for his products and applications using LEMO components.

Mouser Electronics

Authorized Distributor

Click to View Pricing, Inventory, Delivery & Lifecycle Information:

LEMO:

[FGN.1M.302.XLCT](#)