

## SUMMARY

### # Wires

Low voltage 10



*Image is for illustrative purpose only*

Series	3B
Termination type	Female solder
IP rating	50
AWG wire size	28.00 - 20.00
Cable Ø	0.00 - 0.00 mm
Status	active
Matching parts	<a href="#">FGG.3B.310.CLAD12</a>

### Download

[Request a quote](#)

[Catalog](#)

## TECHNICAL DETAILS

### Mechanics

Shell Style/Model	EE*: Fixed receptacle, nut fixing (back panel mounting)
Keying	1 key (alpha=0, plug: male contacts, receptacle: female contacts)
Housing Material	Brass (chrome plated [SAE AMS 2460]) shell and collet nut, nickel plated [SAE AMS QQ N 290] brass latch sleeve and mid pieces
Weight	31.43 g

### Performance

Configuration	3B.310 : 10 Low Voltage
Insulator	L: PEEK (UL 94 / V-0/1.5)
Rated Current	12 Amps

### Specifications

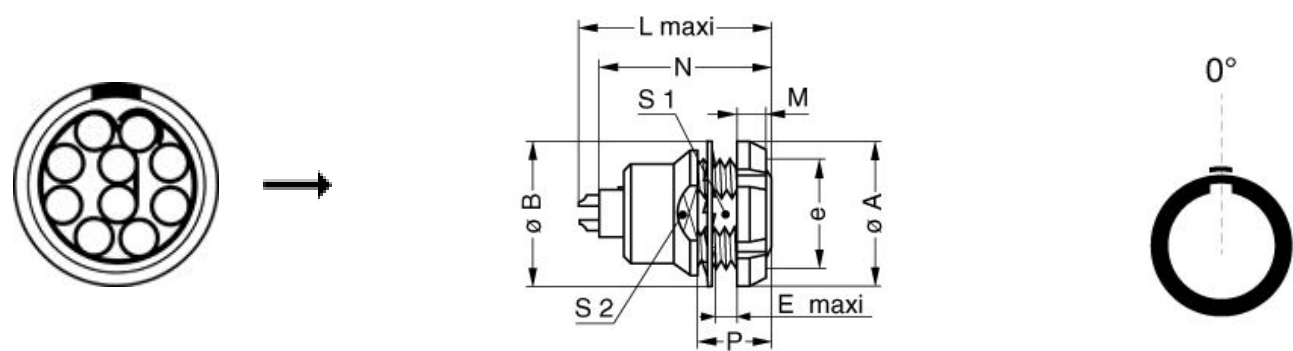
Contact Type: Solder  
 Contact Dia.: 1.3 mm (0.051in)  
 Bucket Dia.: 1 mm (0.039in)  
 Max. Solid Conductor: 0.5 mm<sup>2</sup> (AWG 20)  
 Max. Stranded Conductor: 0.5 mm<sup>2</sup> (AWG 20)  
 R (max): 3.6 mOhm  
 Vtest (contact-shell): 900 V (AC), 1270 V (DC)  
 Vtest (contact-contact): 1250 V (AC), 1770 V (DC)

*LEMO products and services are provided "as is". LEMO makes no warranties or representations with regard to LEMO product & services or use of them, express, implied or statutory, including for accuracy, completeness, or security. The user is fully responsible for his products and applications using LEMO components.*

Others

- Endurance (Shell): 5000
- Temp (min / max): -55° C / +250° C
- Humidity (max): <=95% [at 60 deg C / 140 F]
- Vibration: 15 g [10 Hz - 2000 Hz]
- Shock Resistance: 100 g [ 6 ms]
- Climatical Category: 50/175/21
- Shielding (min): 75 dB (10 MHz)
- Shielding (min): 40 dB (1 GHz)
- Salt Spray Corrosion: >1000 hr

DRAWINGS



Dimensions














	A	B	E	L	M	N	P	S1	S2	e
mm.	24	25	6.1	30.7	4.5	28.1	12	16.5	20	M18x1.0
in.	0,94	0,98	0,24	1,21	0,18	1,11	0,47	0,65	0,79	

RECOMMENDED BY LEMO

Tools

LEMO products and services are provided “as is”. LEMO makes no warranties or representations with regard to LEMO product & services or use of them, express, implied or statutory, including for accuracy, completeness, or security. The user is fully responsible for his products and applications using LEMO components.

## Cables

CMN.10.T20.080PGZE		Grey	
CMN.10.T20.080PNZE			
CMN.10.T20.080QGC	TPR	Grey	
CMN.10.T22.068QGZE	TPR (medical)	Grey	
CMN.10.T28.052PGZE		Grey	
CMN.10.T28.052PNZE			
CMN.10.T28.053QGZE	TPR (medical)	Grey	
110220	PVC	Black	
110240	PTFE	White	
110260	PTFE	White	
110280	PVC	Black	
210140	PVC	Grey	
210240	PVC	Black	
210250	PVC	Grey	
210260	PVC	Black	

LEMO products and services are provided "as is". LEMO makes no warranties or representations with regard to LEMO product & services or use of them, express, implied or statutory, including for accuracy, completeness, or security. The user is fully responsible for his products and applications using LEMO components.

# Mouser Electronics

Authorized Distributor

Click to View Pricing, Inventory, Delivery & Lifecycle Information:

[LEMO:](#)

[EEG.3B.310.CLL](#)