

4

3

2

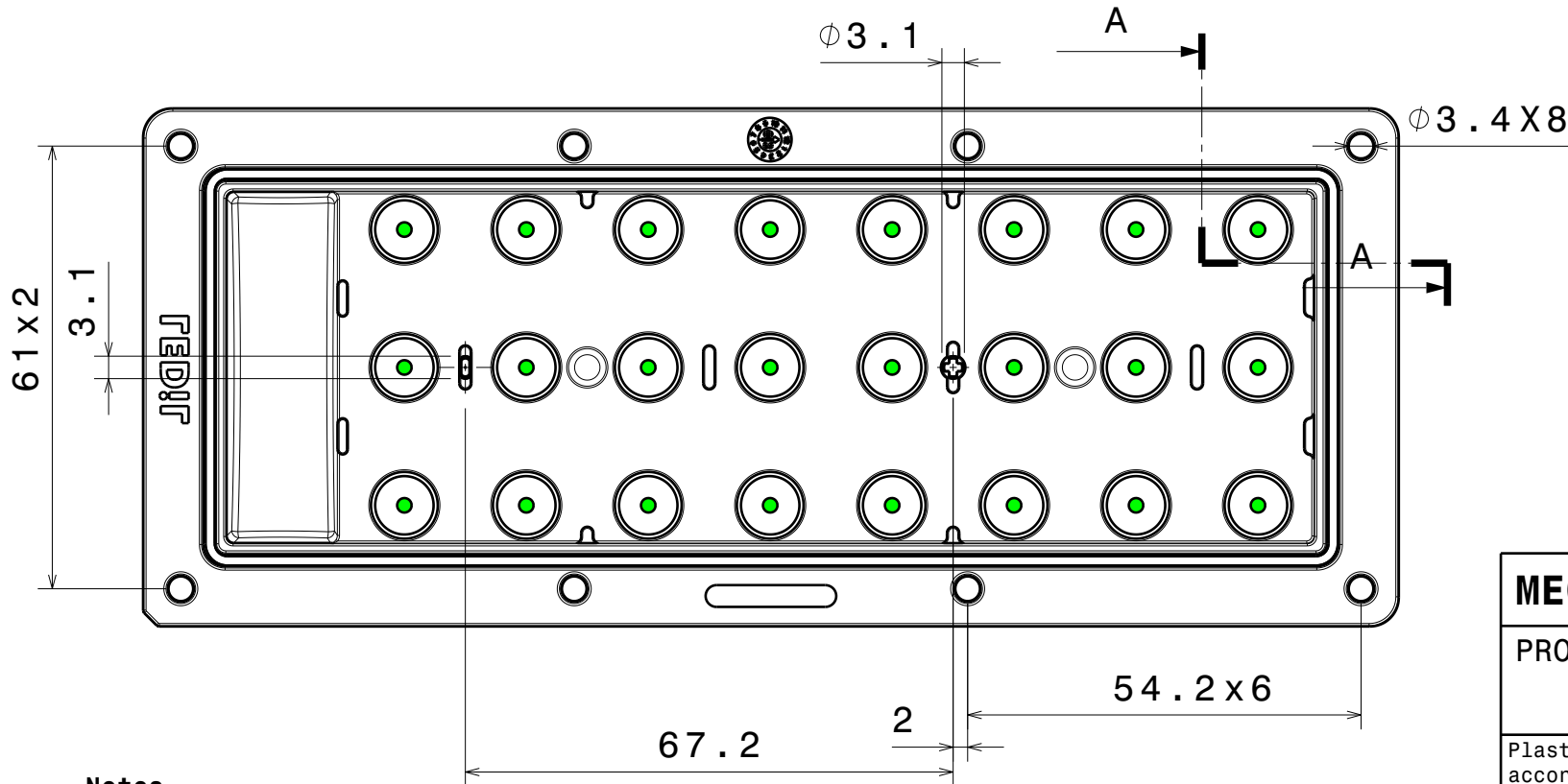
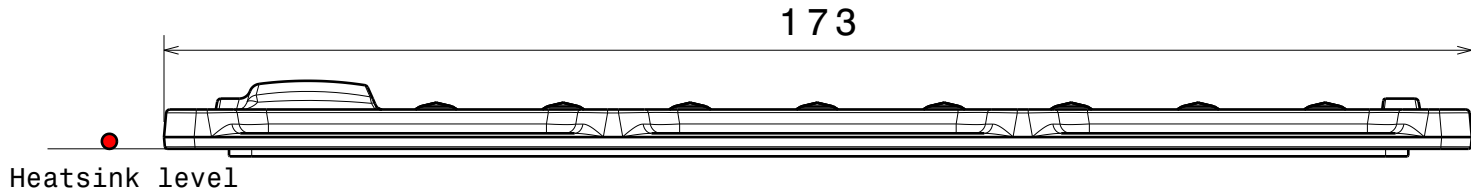
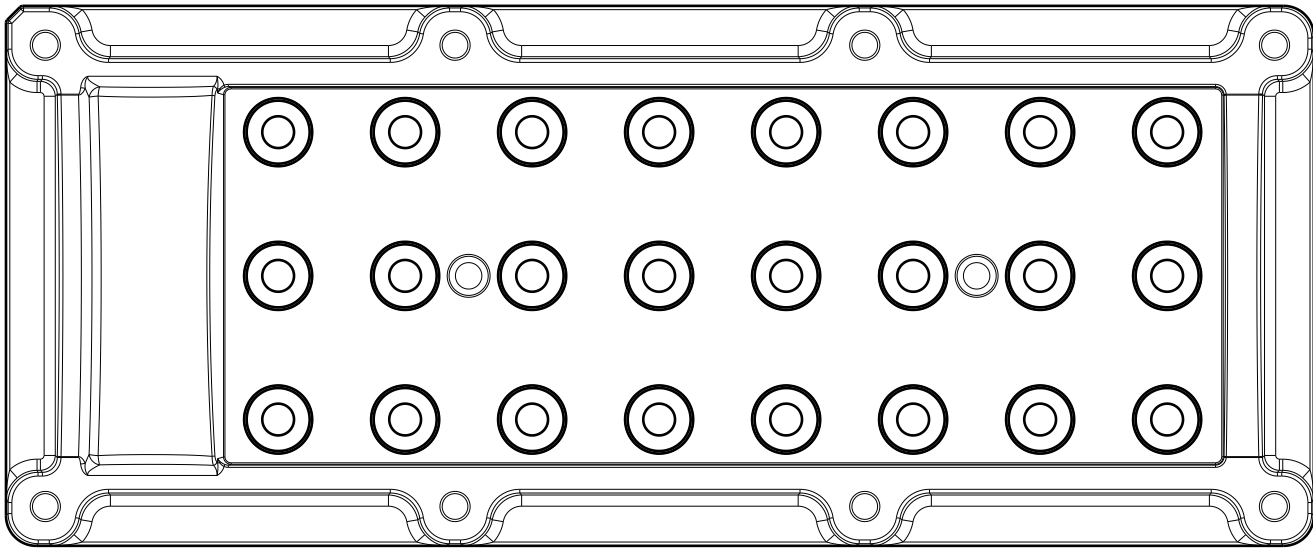
1



4

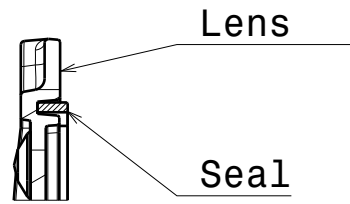
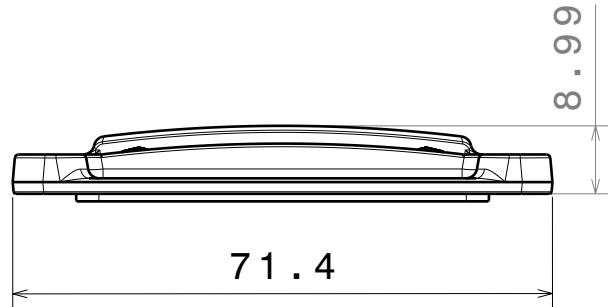
3

2

1



 	Notes
	PCB or heatsink level.
	LED location
	Ensure LED fitting from a product specific 3D model available from www.ledil.com For more details about installation please see LEDiL Installation Guide on www.ledil.com



CS18049_HB-IP-24-WWW

COMPONENTS

INDEX	PART	TYPE	MATERIAL	COLOR / COATING
1	C18046_HB-IP-24-WWW		PMMA	clear
2	C17756_Strada-IP-24-Seal		Silicone	

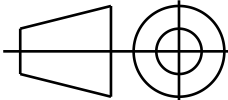
MECHANICAL DRAWING

PRODUCT

STRADA_IP-24

Plastic moulding general tolerances according to DIN 16901-130 and applies if not otherwise shown in the drawing.
Silicone moulding general tolerances according to ISO 3302-1 Class M3 and applies if not otherwise shown in the drawing.

FIRST ANGLE PROJECTION:



LEDiL®

This drawing is the property of LEDiL Oy. It may not be copied or otherwise distributed without prior written permission from LEDiL Oy.

SCALE

1:1

WEIGHT

77g

A3

SHEET 1/1

Mouser Electronics

Authorized Distributor

Click to View Pricing, Inventory, Delivery & Lifecycle Information:

Ledil:

[CS18049_HB-IP-24-WWW](#)