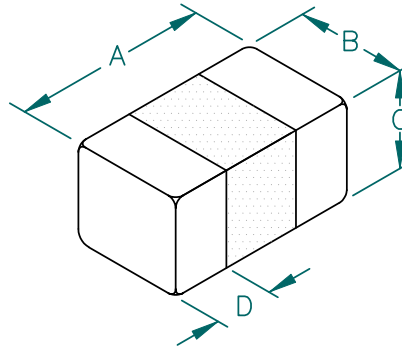


# LI0402E600R-10

UNCONTROLLED DOCUMENT

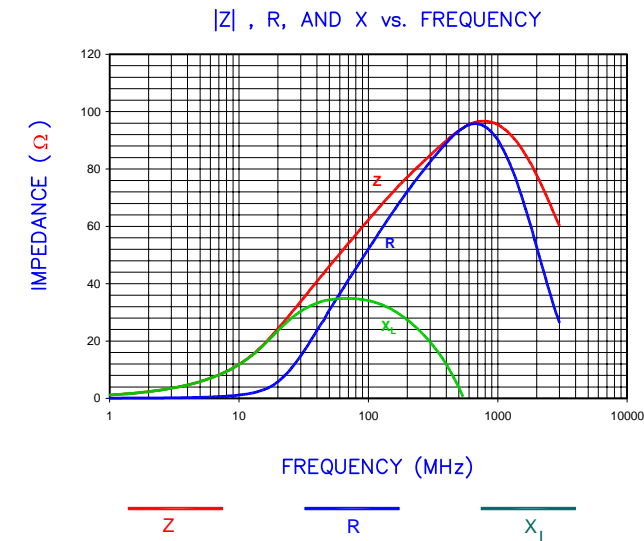
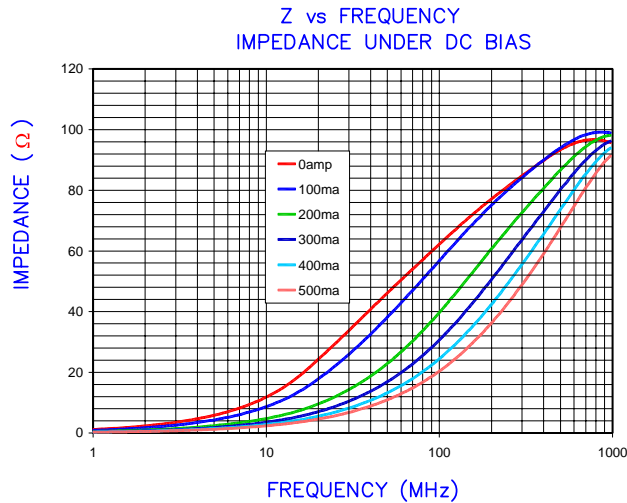
## PHYSICAL DIMENSIONS:

A	1.01 [.040]	$\pm$	0.18 [.007]
B	0.50 [.020]	$\pm$	0.20 [.008]
C	0.50 [.020]	$\pm$	0.20 [.008]
D	0.30 [.012]		MAX.



## ELECTRICAL CHARACTERISTICS:

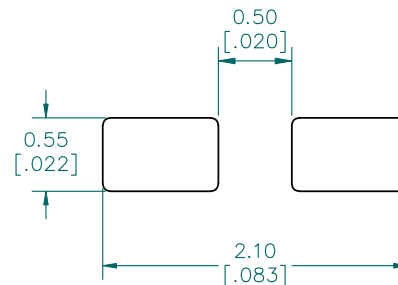
Z @ 100MHz ( $\Omega$ )	DCR ( $\Omega$ )	Rated Current
Nominal	60	
Minimum	45	
Maximum	75	0.30
		500 mA



## NOTES: UNLESS OTHERWISE SPECIFIED

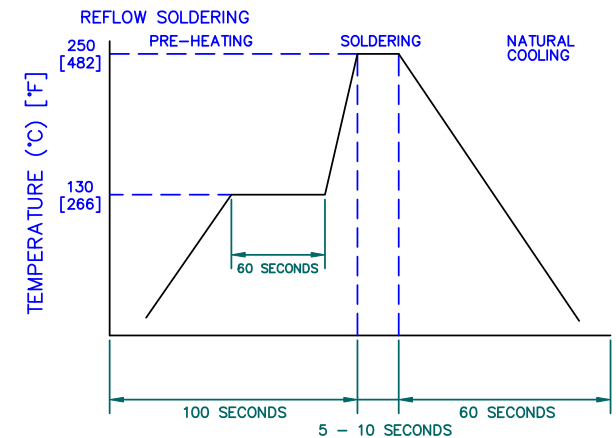
1. TAPED AND REELED per CURRENT EIA SPECIFICATIONS 7" REELS, 4000 PCS/REEL.
2. TERMINATION FINISH IS 100% TIN.
3. COMPONENTS SHOULD BE ADEQUATELY PREHEATED BEFORE SOLDERING.

## LAND PATTERNS FOR REFLOW SOLDERING



(For wave soldering, add 0.763 [.030] to this dimension.)

## RECOMMENDED SOLDERING CONDITIONS



DIMENSIONS ARE IN mm [INCHES]				THIS DOCUMENT CONTAINS INFORMATION WHICH IS PROPRIETARY AND CONFIDENTIAL TO STEWARD. NO PRODUCTION OR PUBLICATION OF THIS DOCUMENT IN WHOLE OR IN PART SHALL BE MADE WITHOUT WRITTEN AUTHORIZATION FROM STEWARD.			
				<b>Steward</b>			
PROJECT/PART NUMBER:		REV	PART TYPE:	DRAWN BY:			
LI0402E600R-10		A	CO-FIRE	TMB			
DATE:		SCALE:	NTS	SHEET:			
04/05/04		NTS		2 of 2			
REV	DESCRIPTION	DATE	INT				
A	ORIGINAL DRAFT	04/05/04	TMB				

# Mouser Electronics

Authorized Distributor

Click to View Pricing, Inventory, Delivery & Lifecycle Information:

[Laird Technologies:](#)

[LI0402E600R-10](#)