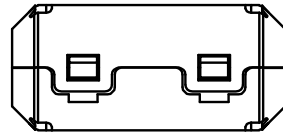
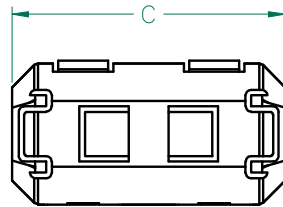
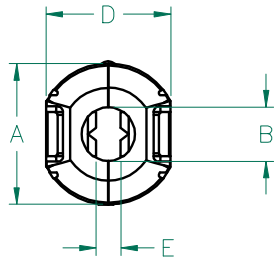


CORE DIMENSIONS:

A	10.00	[.394]	±	0.30	[.012]
B	2.50	[.098]	±	0.20	[.008]
C	20.10	[.791]	±	0.50	[.020]
D	5.00	[.197]	±	0.20	[.008]
E	4.50	[.177]	±	0.10	[.004]

Weight/1000 (Per Pair) 5.38 kgs [11.86 lbs.]



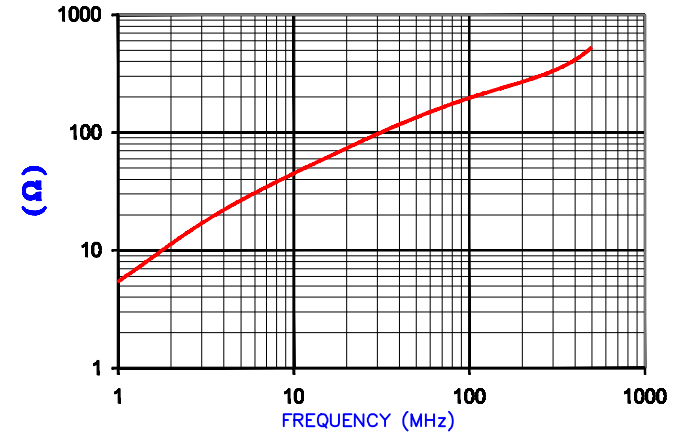
CASE DIMENSIONS:

A	13.00	[.512]	±	0.40	[.016]
B	5.00	[.197]	±	0.30	[.012]
C	25.50	[1.004]	±	0.50	[.020]
D	11.70	[.461]	±	0.40	[.016]
E	2.28	[.090]	±	REF.	

UNCONTROLLED DOCUMENT

IMPEDANCE (Z)			
Frequency	25 MHz	100 MHz	300 MHz
Nominal (REF)	88 Ω	190 Ω	330 Ω
Minimum	- Ω	152 Ω	- Ω

Z vs. FREQUENCY (REF. ONLY)



AGILENT E4991A Impedance/Material Analyzer
HP 16092A-Test Fixture REF 3399

NOTES:

- CASE FLAMMABILITY RATING: UL94 V-0
- CASE MATERIAL: HALOGEN FREE NYLON
- ASSEMBLED PART #: 28A2005-0A2
- CORE PART #: 28A0394-000
- CASE COLOR: BLACK -"0A2"

DIMENSIONS ARE IN mm [INCHES].				This print is the property of Laird Tech. and is loaned in confidence subject to return upon request and with the understanding that no copies shall be made without the written consent of Laird Tech. All rights to design or invention are reserved.		Laird TECHNOLOGIES	
REV	DESCRIPTION	DATE	INT	PROJECT/PART NUMBER:	REV	PART TYPE:	DRAWN BY:
C	CHANGE DIMENSIONS C AND D	03/10/09	JRK	28A2005-0A2	C	FERRITE SNAP-ON	TMB
B	UPDATE 100 MHz MIN. Z SPEC VALUE	10/28/08	TMB	DATE:	SCALE:	NTS	MATERIAL:
A	ORIGINAL DRAFT	09/17/08	TMB	09/17/08	TOOL #	-	NiZn Ferrite
				CAD #			
				28A2005-0A2-C			

Mouser Electronics

Authorized Distributor

Click to View Pricing, Inventory, Delivery & Lifecycle Information:

[Laird Technologies:](#)

[28A2005-0A2](#)