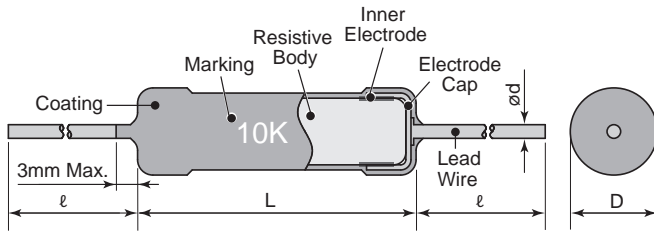


**features**

- KOA original bulk ceramic resistors
- Excellent in anti-pulse resistance, inrush current and active discharge characteristics
- Higher reliability against disconnection compared to wirewound resistors and film resistors
- Products meet EU RoHS requirements
- Non-inductive resistors
- AEC-Q200 Tested

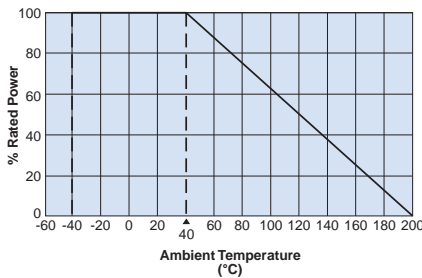
**dimensions and construction**



Type	Dimensions inches (mm)			
	L	D	d (nom.)	I*
HPC1/2	.433±.039 (11.0±2.0)	.138±.039 (3.5±1.0)	.031 (0.8)	1.50±.118 (38.0±3.0)
HPC1	.630±.039 (16.0±2.0)	.177±.039 (4.5±1.0)		
HPC2	.827±.039 (21.0±2.0)	.197±.039 (5.0±1.0)		
HPC3	1.02±.039 (26.0±2.0)	.236±.039 (6.0±1.0)	.039 (1.0)	
HPC4	1.50±.039 (38.0±2.0)	.276±.039 (7.0±1.0)		
HPC5	1.73±.039 (44.0±2.0)	.295±.039 (7.5±1.0)		

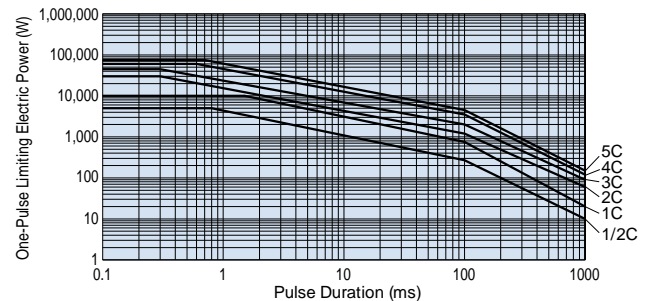
\* Lead length changes depending on taping type

**Derating Curve**



For resistors operated at an ambient temperature of 40°C or above, a power rating shall be derated in accordance with the derating curve.

**One-Pulse Limiting Electric Power**



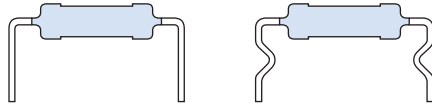
Please ask us about the resistance characteristic of continuous applied pulse. The pulse endurance values are not assured values, so be sure to check the products on actual equipment when you use them.

**ordering information**

<b>HPC</b>	<b>1</b>	<b>C</b>	<b>T631</b>	<b>R</b>	<b>103</b>	<b>K</b>
Type	Power Rating	Termination Material	Taping	Packaging	Nominal Resistance	Tolerance
HPC	1/2: 0.5W 1: 1W 2: 2W 3: 3W 4: 4W 5: 5W	C: SnCu	See Table Below	A: Ammo R: Reel Nil: Box	2 significant figures + 1 multiplier	K: ±10% M: ±20%

## taping

Type	Axial Taping	
	T52	T631
HPC1/2	○	—
HPC1	—	○



Contact us for lead forming details.

For further information on packaging, please refer to Appendix C.

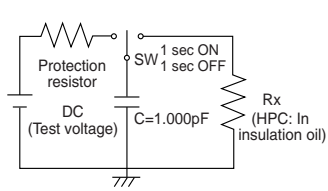
## applications and ratings

Part Designation	Power Rating @ 40°C	Resistance Range (Ω)		T.C.R. (x10 <sup>-6</sup> /K)	Maximum Working Voltage	Maximum Overload Voltage	Rated Ambient Temp.	Operating Temp. Range
		K: ±10% E-12	M: ±20% E-6					
HPC1/2	0.5W	10 - 390K	3.3 - 330K	-500 ~ -1300: 3.3Ω≤R<10Ω	200V	400V	+40°C	-40°C to +200°C
HPC1	1.0W			-600 ~ -1500: 10Ω≤R<100Ω	300V	600V		
HPC2	2.0W			-700 ~ -1800: 100Ω≤R<1kΩ	400V	800V		
HPC3	3.0W			-900 ~ -1900: 1kΩ≤R<100kΩ	450V	900V		
HPC4	4.0W			-900 ~ -2000: 100kΩ≤R<200kΩ	500V	1000V		
HPC5	5.0W			-900 ~ -2200: 200kΩ≤R<390kΩ	550V	1100V		

Rated voltage =  $\sqrt{\text{Power Rating} \times \text{Resistance Value}}$  or Max. working voltage, whichever is lower

## environmental applications

### Performance Characteristics

Parameter	Requirement Δ R ±(% + 0.05Ω)		Test Method																														
	Limit	Typical																															
Resistance	Within regulated to tolerance	—	Resistance 3.3Ω≤R<10Ω 10Ω≤R<100Ω 100Ω≤R<390kΩ	Measurement voltage 0.3V 1.0V 3.0V																													
T.C.R	-500~-1300:3.3Ω≤R<10Ω -600~-1500:10Ω≤R<100Ω -700~-1800:100Ω≤R<1kΩ -900~-1900:1kΩ≤R<100kΩ -900~-2000:100kΩ≤R<200kΩ -900~-2200:200kΩ≤R<390kΩ	—	+25°C/-40°C and +25°C/+125°C																														
Voltage Coefficient (Apply for over 1kΩ)	0~0.2%/V (HPC1/2) 0~0.1%/V (HPC1) 0~0.05%/V (HPC2,3,4,5)	—	Rated voltage and rated voltage x 10%																														
Overload	2%	0.4%	Rated voltage x 2.5 or Max. overload vol., whichever is lower, for 5s.																														
Resistance to pulse	Refer to the table on the right	—	<p>The resistor mounted to the test circuit as below is applied with high voltage impulse 10,000 cycles.</p> <table border="1"> <thead> <tr> <th>Type</th> <th>Test Voltage</th> <th>Performance Requirements R ±(% + 0.05Ω)</th> </tr> </thead> <tbody> <tr> <td rowspan="3">HPC1/2</td> <td>8kV:3.3Ω≤R&lt;30kΩ</td> <td>5</td> </tr> <tr> <td>8kV:30kΩ≤R&lt;390kΩ</td> <td>10</td> </tr> <tr> <td>5kV:30kΩ≤R&lt;390kΩ</td> <td>5</td> </tr> <tr> <td rowspan="3">HPC1</td> <td>15kV:3.3Ω≤R&lt;30kΩ</td> <td>5</td> </tr> <tr> <td>15kV:30kΩ≤R&lt;390kΩ</td> <td>10</td> </tr> <tr> <td>7kV:30kΩ≤R&lt;390kΩ</td> <td>5</td> </tr> <tr> <td rowspan="2">HPC2</td> <td>25kV:3.3Ω≤R&lt;30kΩ</td> <td>5</td> </tr> <tr> <td>25kV:30kΩ≤R&lt;390kΩ</td> <td>10</td> </tr> <tr> <td>HPC3</td> <td>15kV:30kΩ≤R&lt;390kΩ</td> <td>5</td> </tr> <tr> <td>HPC4</td> <td rowspan="2">25kV</td> <td rowspan="2">5</td> </tr> <tr> <td>HPC5</td> </tr> </tbody> </table> 		Type	Test Voltage	Performance Requirements R ±(% + 0.05Ω)	HPC1/2	8kV:3.3Ω≤R<30kΩ	5	8kV:30kΩ≤R<390kΩ	10	5kV:30kΩ≤R<390kΩ	5	HPC1	15kV:3.3Ω≤R<30kΩ	5	15kV:30kΩ≤R<390kΩ	10	7kV:30kΩ≤R<390kΩ	5	HPC2	25kV:3.3Ω≤R<30kΩ	5	25kV:30kΩ≤R<390kΩ	10	HPC3	15kV:30kΩ≤R<390kΩ	5	HPC4	25kV	5	HPC5
Type	Test Voltage	Performance Requirements R ±(% + 0.05Ω)																															
HPC1/2	8kV:3.3Ω≤R<30kΩ	5																															
	8kV:30kΩ≤R<390kΩ	10																															
	5kV:30kΩ≤R<390kΩ	5																															
HPC1	15kV:3.3Ω≤R<30kΩ	5																															
	15kV:30kΩ≤R<390kΩ	10																															
	7kV:30kΩ≤R<390kΩ	5																															
HPC2	25kV:3.3Ω≤R<30kΩ	5																															
	25kV:30kΩ≤R<390kΩ	10																															
HPC3	15kV:30kΩ≤R<390kΩ	5																															
HPC4	25kV	5																															
HPC5																																	
Resistance to soldering heat	2%	0.8%	350°C±10°C, 3.5s±0.5s																														
Rapid change of temperature	2%	0.4%	-40°C(30min.)/+85°C(30min.), 5 cycles																														
Moisture resistance	5%	0.6%	40°C±2°C, 90%~95%RH, 1000 hours, 1.5h ON/0, 5h OFF cycles																														
Load life	5%	0.4%	40°C±2°C, 1000h, 1.5h ON/0, 5h OFF cycles																														
Resistance to Solvent	No abnormality in appearance. Marking shall be easily legible.	—	Dipping in IPA or Xylene for 3 minutes and leaving for 10 minutes after removing drops, then brushing 10 times.																														
High Temperature Exposure	5%	1.7%	+200°C, 1000 hours																														

# Mouser Electronics

Authorized Distributor

Click to View Pricing, Inventory, Delivery & Lifecycle Information:

[KOA Speer:](#)

[HPC1C4R7K](#) [HPC5C822K](#) [HPC1C224K](#) [HPC3C105K](#) [HPC5C101K](#) [HPC2C220K](#) [HPC2C150K](#) [HPC2C273K](#)  
[HPC2C333K](#) [HPC2C563K](#) [HPC2C182K](#) [HPC2C274K](#) [HPC2C330K](#) [HPC2C560K](#) [HPC2C272K](#) [HPC2C332K](#)  
[HPC5C222K](#) [HPC2C223K](#) [HPC1C153K](#) [HPC1C183K](#) [HPC1/2C102K](#) [HPC2C100K](#) [HPC2C121K](#) [HPC2C122K](#)  
[HPC2C123K](#) [HPC2C151K](#) [HPC2C152K](#) [HPC2C153K](#) [HPC2C180K](#) [HPC2C181K](#) [HPC2C222K](#) [HPC2C271K](#)  
[HPC2C331K](#) [HPC2C393K](#) [HPC2C470K](#) [HPC2C681K](#) [HPC2C682K](#) [HPC2C820K](#) [HPC2C821K](#) [HPC2C822K](#)  
[HPC2C221K](#) [HPC1/2C471K](#) [HPC1/2L361K](#) [HPC1/2L471K](#) [HPC1LT631R220K](#) [HPC2C101K](#) [HPC2C102K](#)  
[HPC2C103K](#) [HPC2C104K](#) [HPC2C105K](#) [HPC2C154K](#) [HPC2C472K](#) [HPC2L101K](#) [HPC2L104K](#) [HPC2L105K](#)  
[HPC2L150K](#) [HPC2L152K](#) [HPC2L154K](#) [HPC2L182K](#) [HPC2L274K](#) [HPC2L332K](#) [HPC2L333K](#) [HPC2L471K](#)  
[HPC2L472K](#) [HPC2L560K](#) [HPC2L563K](#) [HPC3C100K](#) [HPC3C180K](#) [HPC3L100K](#) [HPC3L180K](#) [HPC5C102K](#)  
[HPC5L102K](#) [HPC5L471K](#) [HPC1C333K](#) [HPC1CT631R220K](#) [HPC1C101K](#) [HPC1C220K](#) [HPC1C562K](#) [HPC1C821K](#)  
[HPC2C471K](#) [HPC2C680K](#) [HPC1/2C103K](#) [HPC1/2C470K](#) [HPC1C103K](#) [HPC1C221K](#) [HPC2C183K](#) [HPC2C390K](#)  
[HPC2C391K](#) [HPC2C561K](#) [HPC2C562K](#) [HPC3C270K](#) [HPC3C820K](#) [HPC5C181K](#) [HPC5C271K](#) [HPC5C560K](#)  
[HPC5C820K](#) [HPC1/2C100K](#) [HPC1/2C101K](#) [HPC1/2C120K](#) [HPC1/2C121K](#)