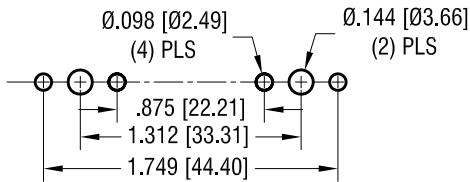
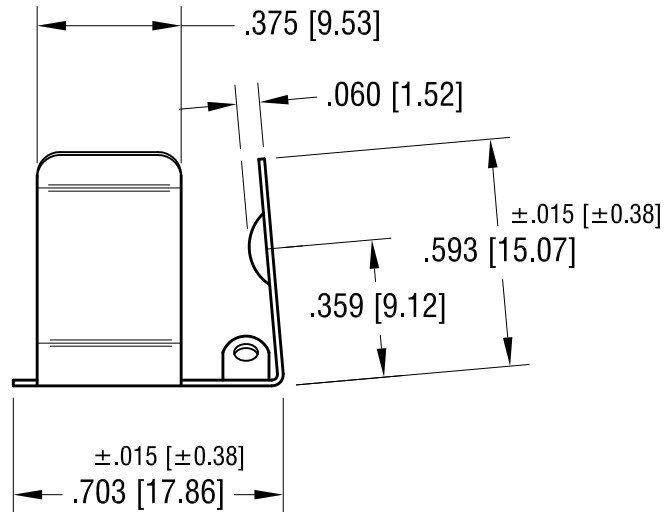
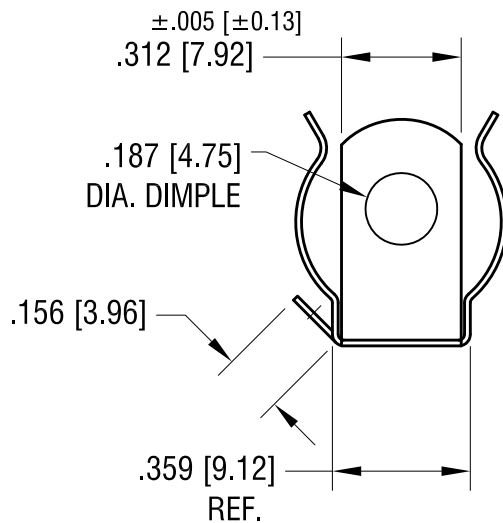
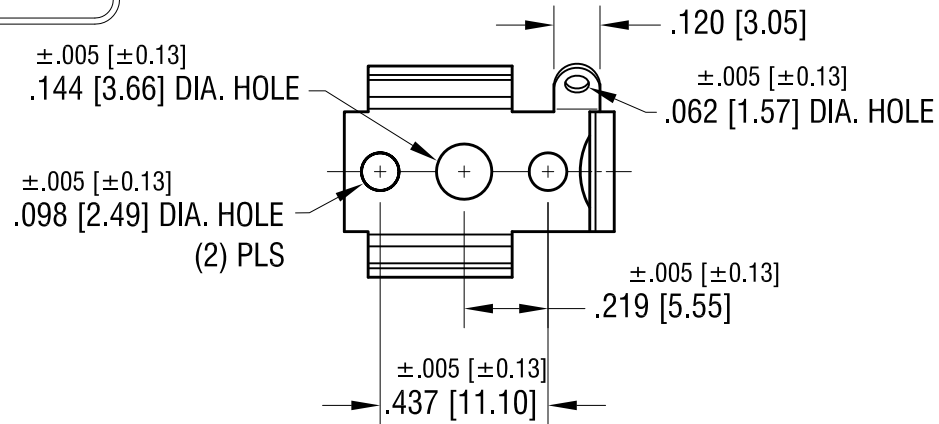
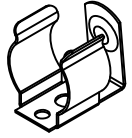


REQUIRED SPACING FOR 'AA' CLIP



THIS DOCUMENT IS THE PROPERTY OF KEYSTONE ELECTRONICS CORP. AND SHALL NOT BE REPRODUCED, DISTRIBUTED OR USED AS A BASIS FOR MANUFACTURE WITHOUT PRIOR WRITTEN PERMISSION FROM KEYSTONE ELECTRONICS CORP.

ACTUAL SIZE



NOTE:

1. HEAT TREAT TO SPRING TEMPER.

5.12.20	CHANGE AS PER ECN 20-044	F
10.06.16	CHANGE AS PER ECR 16-058	E
11.4.02	CHANGE AS PER ECN 02-073	D
5.17.00	CHANGE AS PER ECN 00-033	C
DATE	DESCRIPTION	REV.

KEYSTONE ELECTRONICS CORP.			
www.keyelco.com • NEW HYDE PARK, NY 11040 • Tel (516) 328-7500			
PART NAME		'AA' BATTERY CLIP	
MATERIAL		.015 [0.38] TH'K ANNEALED SPRING STEEL	
FINISH		DRN BY	BOONE
NICKEL PLATE		DATE	11.05.81
		APP'D	RH
		SCALE	2X
TOLERANCES	INCH [MM]	CODE	DWG NO.
DECIMAL	$\pm .010$ [± 0.25]	C	99
ANGULAR	$\pm 2^\circ$		
UNLESS OTHERWISE SPECIFIED			

Mouser Electronics

Authorized Distributor

Click to View Pricing, Inventory, Delivery & Lifecycle Information:

[Keystone Electronics:](#)

[99](#)