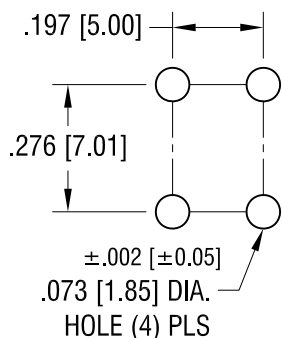
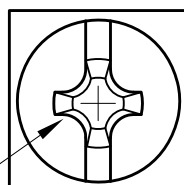


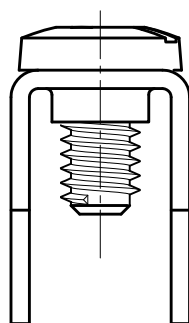
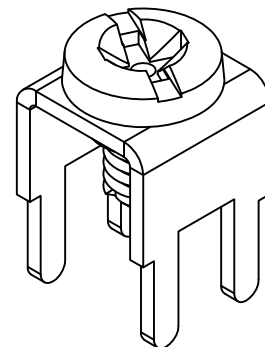
MOUNTING DETAIL



M3 x 0.5
SCREW



.310 [7.87]



.276 [7.01]

.210 [5.33]

.310 [7.87]

±.015 [±0.38]

.440 [11.18]

.197 [5.00]

±.005 [±0.15]

.060 [1.52]

(4) PLS

±.005 [±0.15]
.197 [5.00]

NOTE:

1. TERMINAL:

MAT'L - .032 [0.81] TH'K BRASS, MATTE TIN PLATE

SCREW : ONE (1) M3 x 0.5 SCREW (CAPTIVE)

MAT'L - BRASS, NICKEL PLATE

HEAD OF SCREW IS POWDER COATED
WITH COLOR AS INDICATED IN CHART.

PC SCREW TERMINAL WITH COLORED SCREW HEAD

| PART NO. | HEAD COLOR | PART NO. | HEAD COLOR |
|----------|------------|----------|------------|
| 7772-2 | RED | 7772-5 | BLUE |
| 7772-3 | BLACK | 7772-6 | GREEN |
| 7772-4 | WHITE | 7772-7 | YELLOW |

KEYSTONE ELECTRONICS CORP.

www.keyelco.com • ASTORIA, N.Y. 11105-2017 • Tel (718) 956-8900

PART NAME

PC SCREW TERMINAL

MATERIAL

AS NOTED

FINISH

AS NOTED

DRN BY

NT

DATE

1.27.10

APP'D

LN

SCALE

3X

TOLERANCES

INCH

[MM]

DECIMAL

±.010 [±0.25]

ANGULAR

± 1°

UNLESS OTHERWISE SPECIFIED

CODE

DWG NO.

C

7772-2 - 7772-7

DATE

DESCRIPTION

REV.

Mouser Electronics

Authorized Distributor

Click to View Pricing, Inventory, Delivery & Lifecycle Information:

[Keystone Electronics:](#)

[7772-6](#)