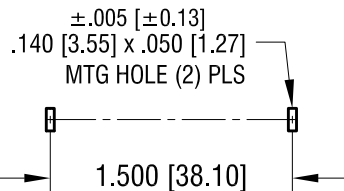
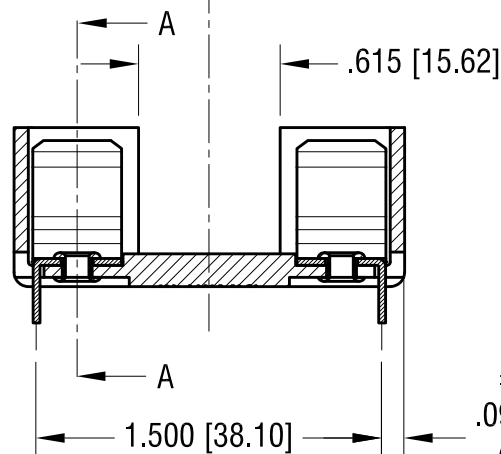
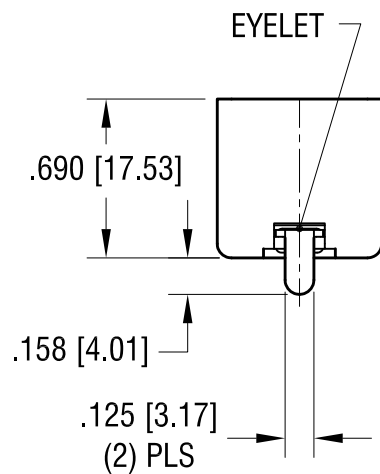
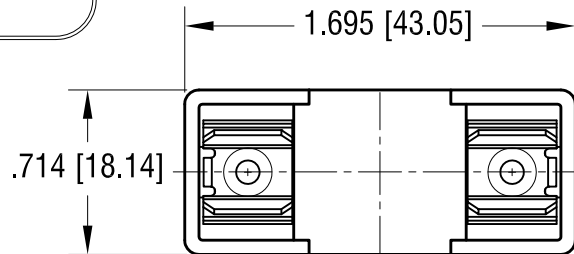
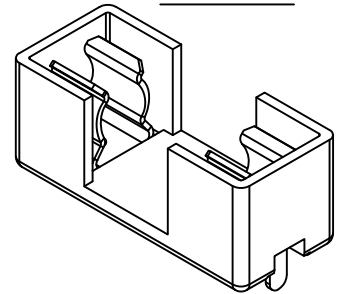


MOUNTING LAYOUT

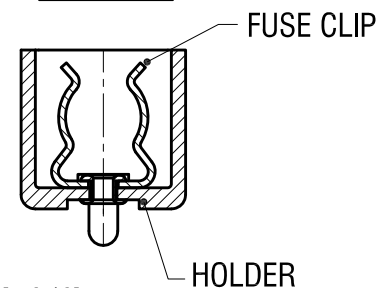


THIS DOCUMENT IS THE PROPERTY OF
KEYSTONE ELECTRONICS CORP. AND
SHALL NOT BE REPRODUCED, DISTRIBUTED
OR USED AS A BASIS FOR MANUFACTURE
WITHOUT PRIOR WRITTEN PERMISSION
FROM KEYSTONE ELECTRONICS CORP.

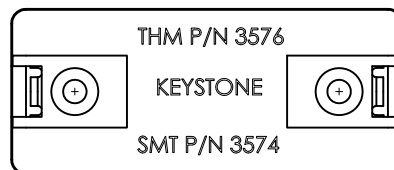
ACTUAL SIZE



SECTION A-A



±.005 [±0.13]
.098 [2.48]
(2) PLS



NOTE:

1. HOLDER: MAT'L- HI-TEMPERATURE NYLON (BLACK COLOR)
UL RATING 94V-0
2. FUSE CLIP: MAT'L- .030 [0.76] TH'K BRASS
FINISH- TIN PLATE
3. FILE NUMBER: E354010

KEYSTONE ELECTRONICS CORP.

www.keyelco.com • NEW HYDE PARK NY 11040 • Tel (516)328-7500

PART NAME

FUSE HOLDER

MATERIAL

AS NOTED

FINISH

AS NOTED

DRN BY

NT

DATE

6.14.11

APP'D

MR

SCALE

1.2X

TOLERANCES

INCH [MM]

DECIMAL

±.010 [±0.25]

ANGULAR

± 1°

UNLESS OTHERWISE SPECIFIED

CODE

C

DWG NO.

3576

| | | |
|---------|---------------------------|------|
| 7.20.12 | CHANGE AS PER ECN 12-089 | D |
| 7.02.12 | CHANGE AS PER ECN 12-080 | C |
| 2.13.12 | CHANGE AS PER ECN 12-017 | B |
| 6.14.11 | CHANGE AS PER ECN 011-081 | A |
| DATE | DESCRIPTION | REV. |

Mouser Electronics

Authorized Distributor

Click to View Pricing, Inventory, Delivery & Lifecycle Information:

[Keystone Electronics:](#)

[3576](#)