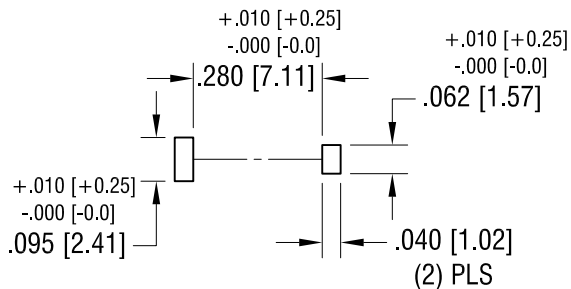
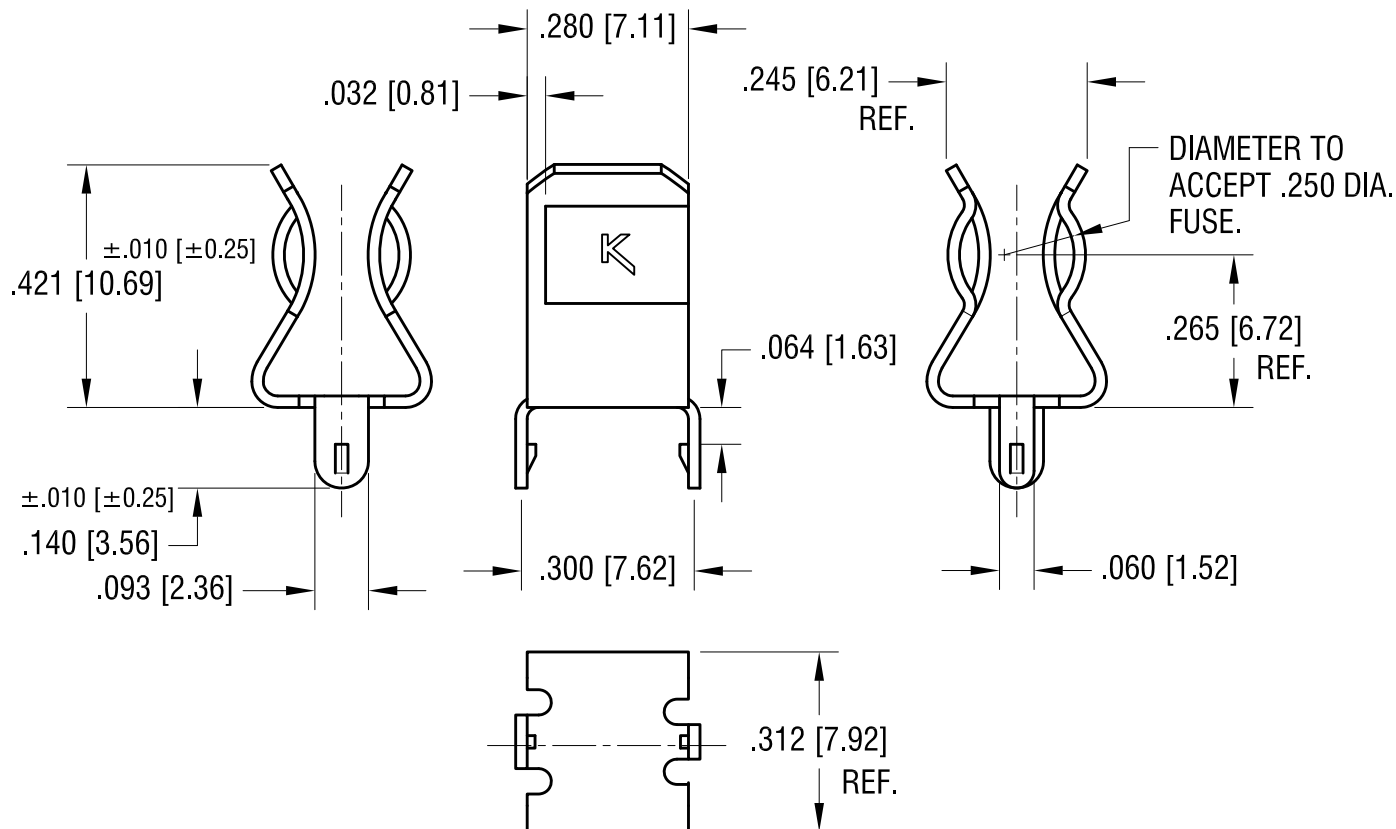
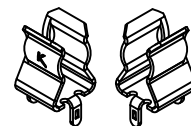


RECOMMENDED MOUNTING LAYOUT



THIS DOCUMENT IS THE PROPERTY OF KEYSTONE ELECTRONICS CORP. AND SHALL NOT BE REPRODUCED, DISTRIBUTED OR USED AS A BASIS FOR MANUFACTURE WITHOUT PRIOR WRITTEN PERMISSION FROM KEYSTONE ELECTRONICS CORP.

ACTUAL SIZE



FILE NUMBER: E354010

KEYSTONE ELECTRONICS CORP.

www.keyelco.com • NEW HYDE PARK NY 11040 • Tel (516)328-7500

PART NAME

3AG SNAP-IN PC FUSE CLIP

MATERIAL

.020 [050] TH'K BRASS

FINISH

MATTE TIN PLATE

DRN BY

BOONE

DATE

4.09.02

APP'D

MR

SCALE

3X

TOLERANCES

INCH [MM]

DECIMAL

$\pm .005$ [± 0.13]

ANGULAR

$\pm 1^\circ$

UNLESS OTHERWISE SPECIFIED

CODE

C

DWG NO.

3515P

12.16.15	CHANGE AS PER ECN 15-144	C
9.06.12	CHANGE AS PER ECN 12-130	B
6.04.09	CHANGE AS PER ECN 09-047	A
DATE	DESCRIPTION	REV.

Mouser Electronics

Authorized Distributor

Click to View Pricing, Inventory, Delivery & Lifecycle Information:

[Keystone Electronics:](#)

[3515P](#)