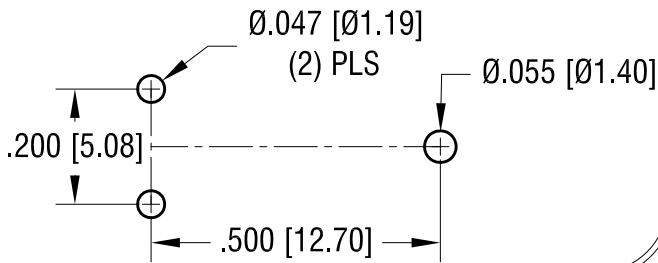
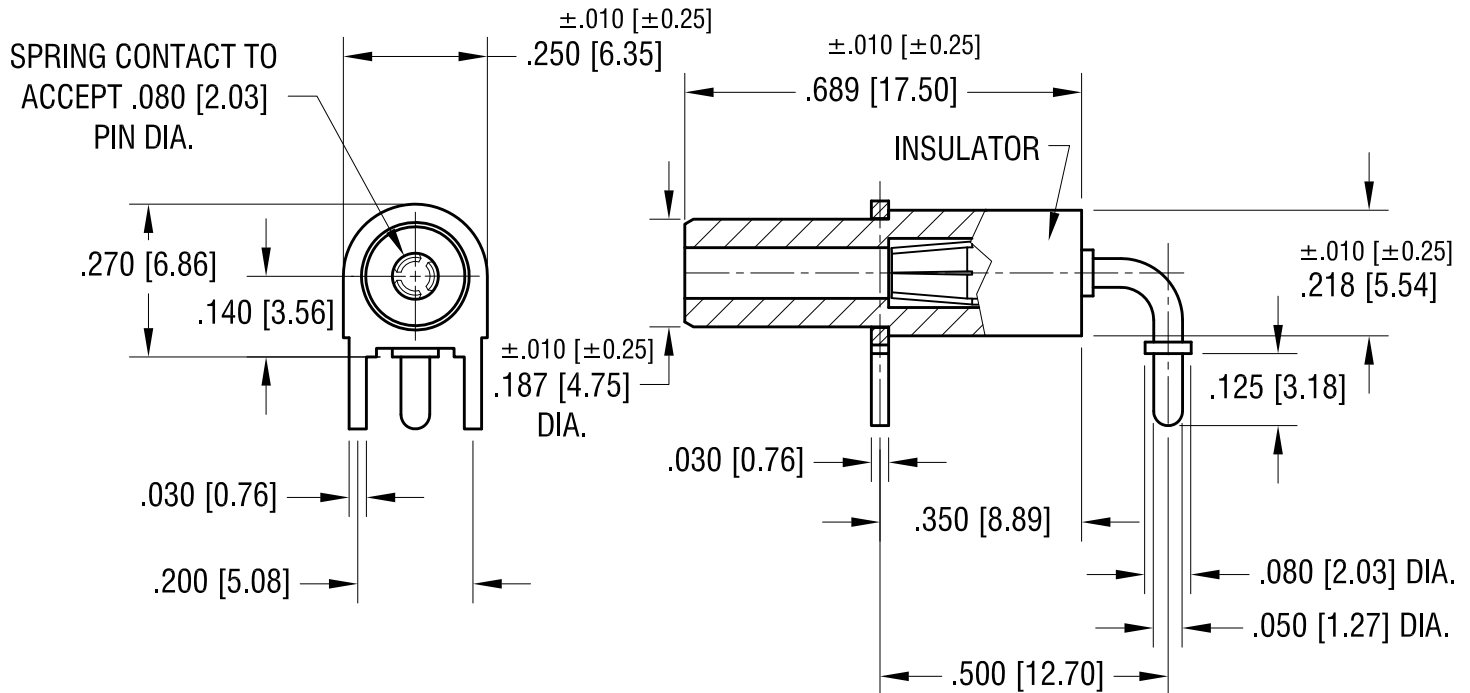
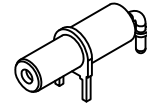


MOUNTING DETAIL



THIS DOCUMENT IS THE PROPERTY OF
KEYSTONE ELECTRONICS CORP. AND
SHALL NOT BE REPRODUCED, DISTRIBUTED
OR USED AS A BASIS FOR MANUFACTURE
WITHOUT PRIOR WRITTEN PERMISSION
FROM KEYSTONE ELECTRONICS CORP.

ACTUAL SIZE



NOTES:

1. TERMINAL JACK: MAT'L - BERYLLIUM COPPER (QQ-C-533)
2. BUSHING: MAT'L - PTFE
3. MOUNTING BRACKET: MAT'L - BRASS

PART NO.	COLOR
11013	WHITE
11013-R	RED
11013-B	BLACK

11.22.11	CHANGE AS PER ECN 11-158	B
3.07.11	CHANGE AS PER ECN 11-030	A
DATE	DESCRIPTION	REV.

KEYSTONE ELECTRONICS CORP.			
www.keyelco.com • NEW HYDE PARK NY 11040 • Tel (516)328-7500			
PART NAME			
HORIZONTAL INSULATED TEST JACK			
MATERIAL			
AS NOTED			
FINISH		DRN BY	DATE
GOLD PLATE		NT	3.07.08
		APP'D	SCALE
		RH	3X
TOLERANCES	INCH [MM]	CODE	DWG NO.
DECIMAL	± .005 [± 0.13]	C	11013-
ANGULAR	± 1°		
UNLESS OTHERWISE SPECIFIED			

Mouser Electronics

Authorized Distributor

Click to View Pricing, Inventory, Delivery & Lifecycle Information:

[Keystone Electronics:](#)

[11013-B](#)