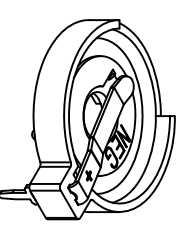
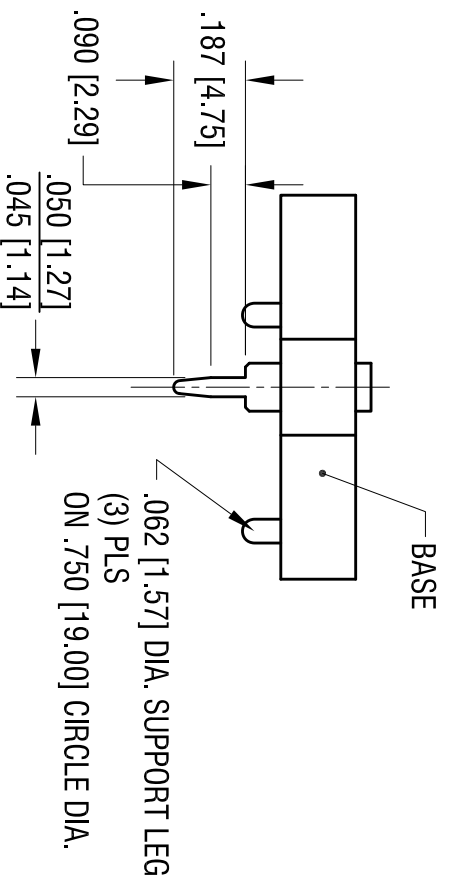
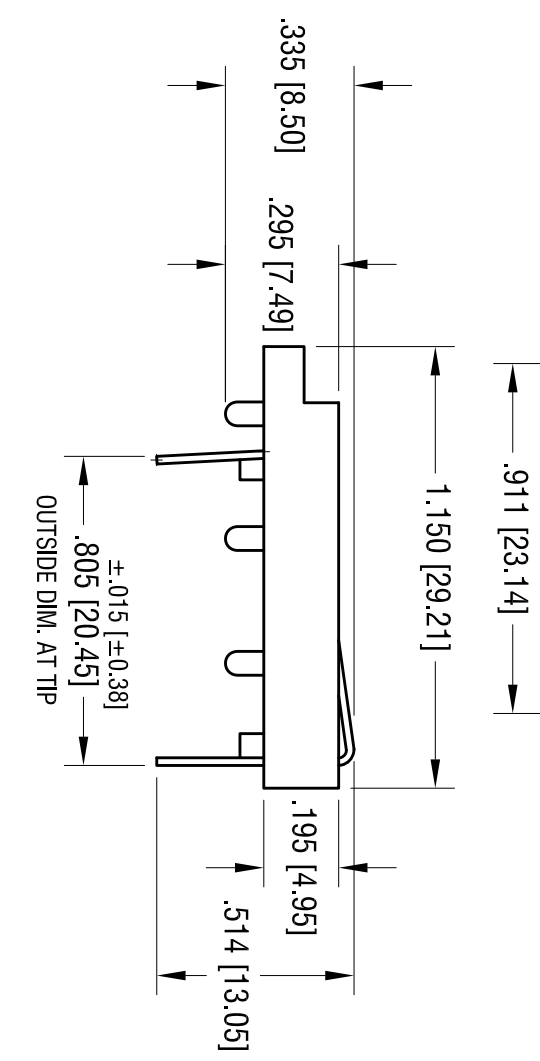
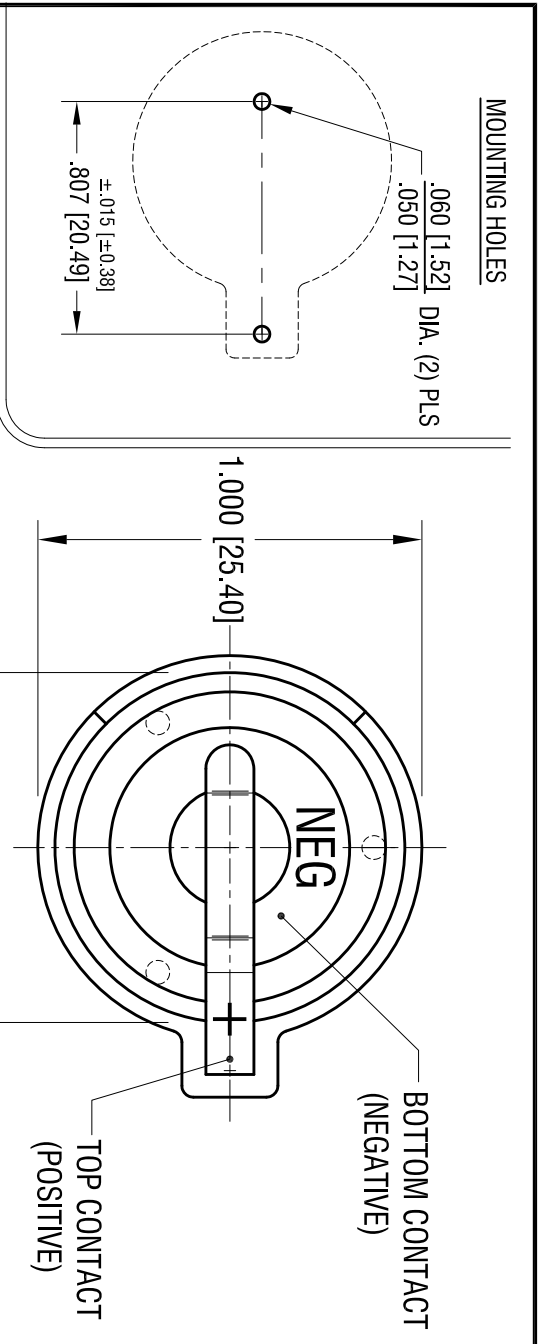


DATE	DESCRIPTION	REV.
9.20.04	CHANGE AS PER ECN 04-111	E
11.2.11	CHANGE AS PER ECN 11-143	F



ACTUAL SIZE

THIS DOCUMENT IS THE PROPERTY OF KEYSTONE ELECTRONICS CORP. AND SHALL NOT BE REPRODUCED, DISTRIBUTED OR USED AS A BASIS FOR MANUFACTURE WITHOUT PRIOR WRITTEN PERMISSION FROM KEYSTONE ELECTRONICS CORP.

**KEYSTONE ELECTRONICS CORP.**  
 www.keystec.com • ASTORIA, N.Y. 11105-2017 • Tel (718) 956-8900

PART NAME  
 COIN CELL PC BATTERY HOLDER

MATERIAL  
 AS NOTED

FINISH  
 AS NOTED

TOLERANCES	INCH	[MM]	CODE	DWG NO.
DECIMAL	± .010	[± 0.25]	C	
ANGULAR	± 1°			

104

- NOTES:
1. BASE:  
 MATL - PBT (UL 94V-0), COLOR BLACK
  2. CONTACTS (TOP AND BOTTOM):  
 MATL - .020 [0.50] THK SPRING STEEL  
 FINISH: TIN NICKEL PLATE

# Mouser Electronics

Authorized Distributor

Click to View Pricing, Inventory, Delivery & Lifecycle Information:

[Keystone Electronics:](#)

[104](#)