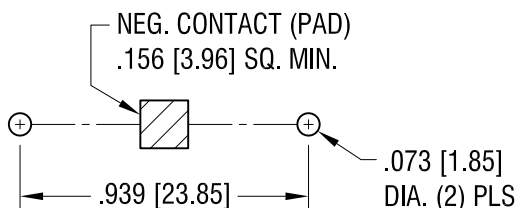
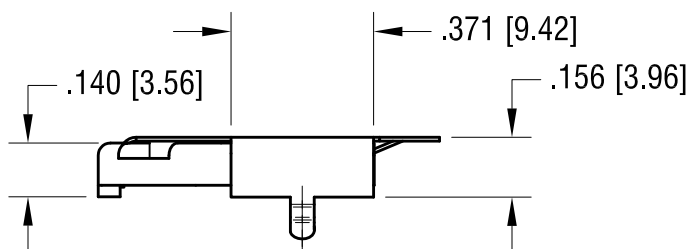
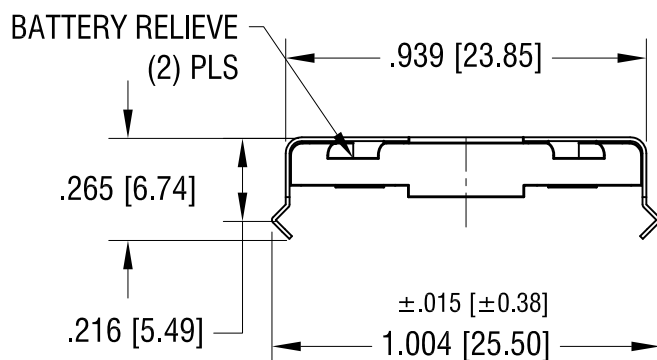
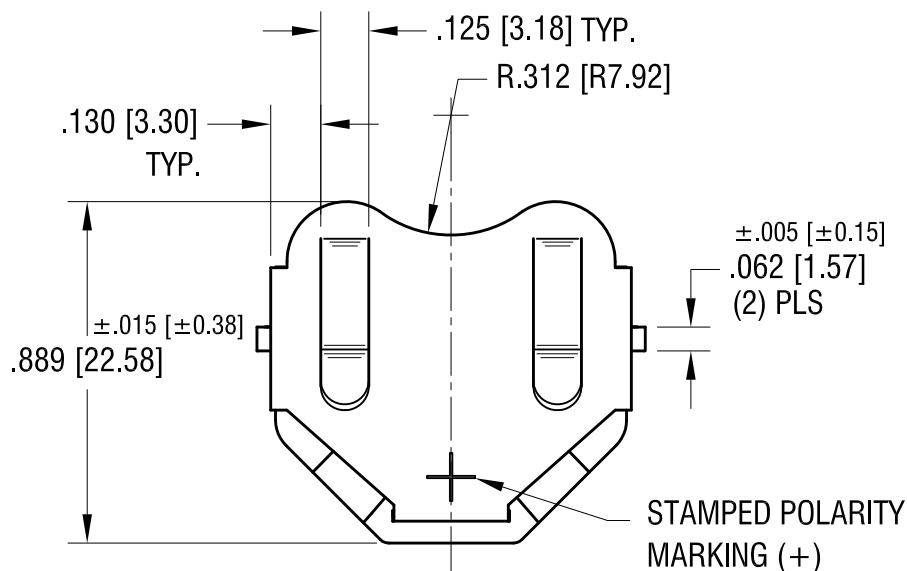
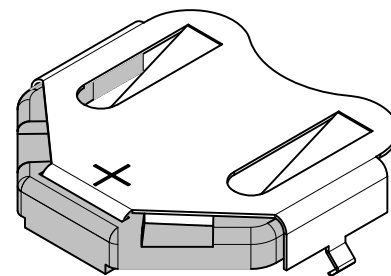


THIS DOCUMENT IS THE PROPERTY OF
KEYSTONE ELECTRONICS CORP. AND
SHALL NOT BE REPRODUCED, DISTRIBUTED
OR USED AS A BASIS FOR MANUFACTURE
WITHOUT PRIOR WRITTEN PERMISSION
FROM KEYSTONE ELECTRONICS CORP.



MOUNTING DETAIL



NOTE:

1. CLIP MAT'L: .010 TH'K FULL HARD PHOSPHOR BRONZE
INSULATOR MAT'L: HIGH TEMPERATURE NYLON, UL 94V-0
2. CLIP FINISH: TIN NICKEL PLATE

KEYSTONE ELECTRONICS CORP.

www.keyelco.com • ASTORIA, N.Y. 11105-2017 • Tel (718) 956-8900

PART NAME

INSULATED PC COIN CELL CLIP

MATERIAL

AS NOTED

FINISH

AS NOTED

DRN BY

NT

DATE

1.31.08

APP'D

LN

SCALE

2X

8.10.09 CHANGE AS PER ECN 09-110

A

TOLERANCES

INCH [MM]

DECIMAL ±.010 [±0.25]

ANGULAR ± 1°

UNLESS OTHERWISE SPECIFIED

CODE

DWG NO.

C

3021

DATE

DESCRIPTION

REV.

Mouser Electronics

Authorized Distributor

Click to View Pricing, Inventory, Delivery & Lifecycle Information:

[Keystone Electronics:](#)

[3021](#)