


Surface Mount RF Termination 3 Watts, 50Ω



Description:

The C3A50Z4 is high performance Alumina (Al_2O_3) surface mount termination intended as a low cost alternative to Aluminum Nitride (AlN). The termination is well suited to all cellular frequency bands such as; 5G, LTE, ISM, & MIL-AERO Bands with a power rating of 3 Watts (AVG) and a peak to average ratio of 12dB, makes the part ideal for terminating high power Xinger 90 degree couplers and directional couplers and for use in microstrip circuits. The termination is also RoHS compliant!

Features:

- DC to 6000 MHz
- Power 3 W (AVG)
- Peak to Average ratio 12dB
- RoHS Compliant
- Al_2O_3 Ceramic
- Non-Nichrome Resistive Element
- Low VSWR
- 100% Test
- Small Size

General Specifications:

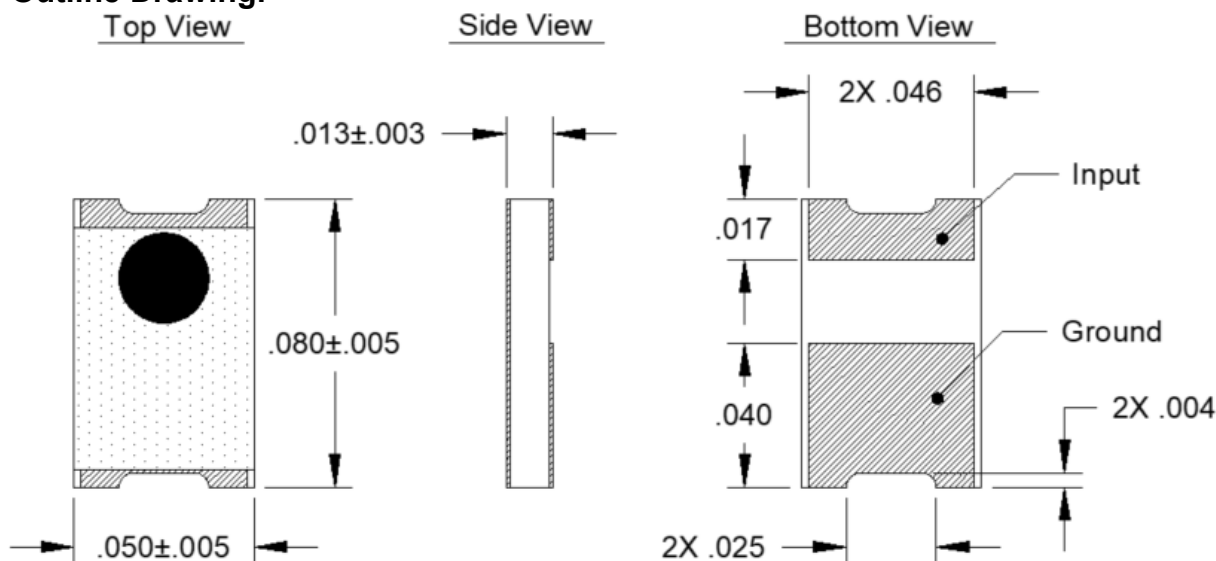
Resistive Element:	Thick Film
Substrate:	Al_2O_3 Ceramic
Terminal Finish:	Matte Tin over Nickel Barrier
Operating Temperature:	-55 to +150°C (see de-rating curve)

Electrical Specifications*:

Impedance:	50 Ohms
Power:	3 Watts (Avg Watts @ 100°C)
Frequency Range:	DC – 6.0 GHz
Return Loss:	>18 dB

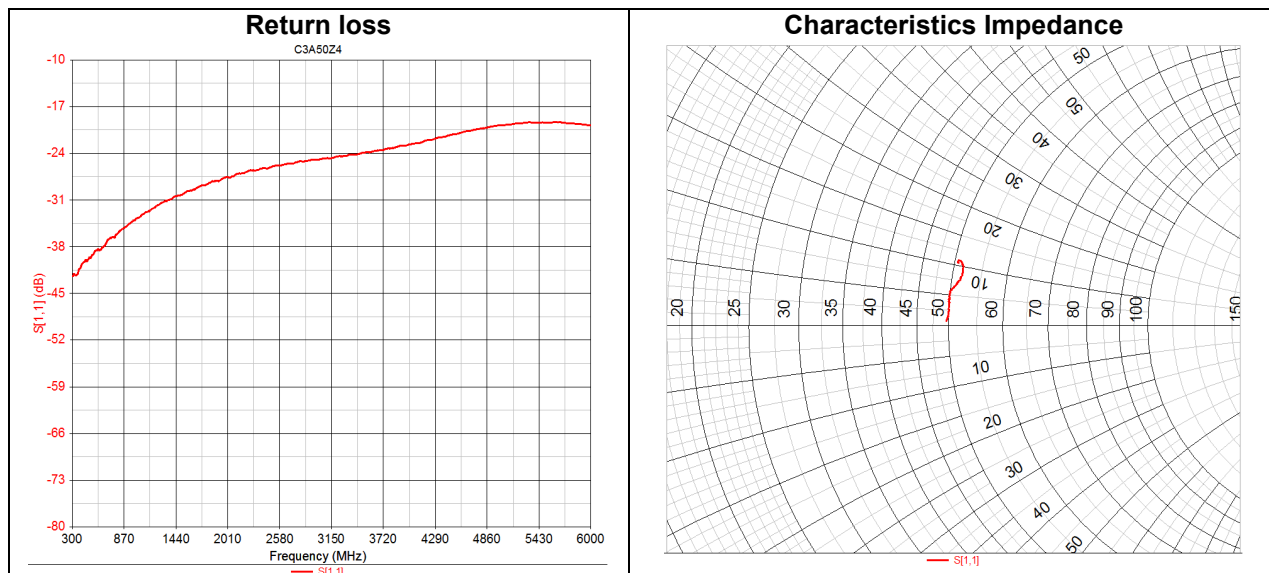
*Specification based on unit properly installed using suggested mounting instructions and a 50 ohm nominal impedance. **Specifications subject to change.**

Outline Drawing:

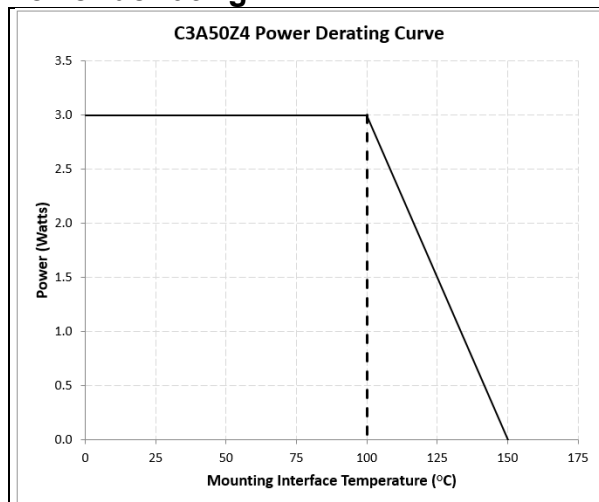


Tolerance is ± 0.010 ", unless otherwise specified. **All dimensions in inches.**

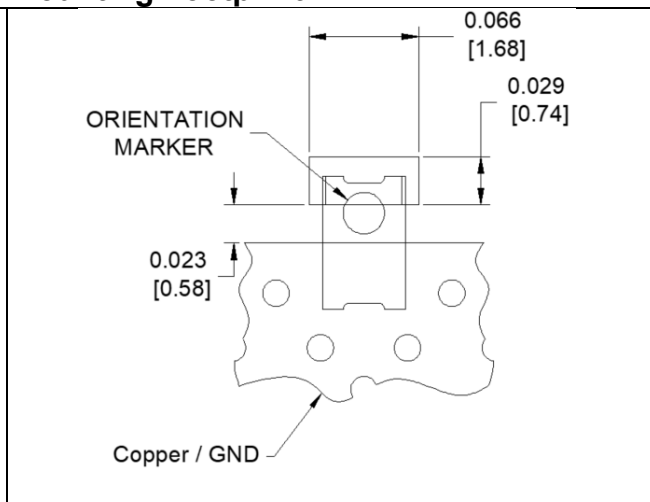
Typical Performance:



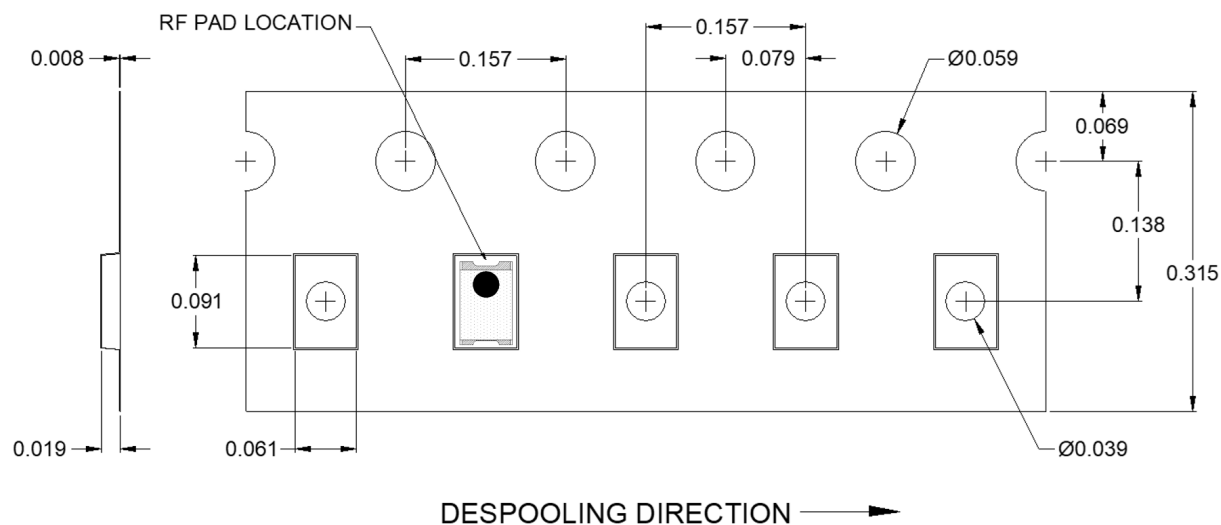
Power de-rating:



Mounting Footprint:



Tape & Reel:



ALL DIMENSIONS ARE IN INCHES

Contact us:
rf&s_support@ttm.com

Mouser Electronics

Authorized Distributor

Click to View Pricing, Inventory, Delivery & Lifecycle Information:

[TTM Technologies:](#)

[C3A50Z4](#)