

Chip Termination
150 Watts, 50Ω.



Description:

The A150N50X4C is high performance Aluminum Nitride (AlN) chip termination intended as a cost competitive alternative to Beryllium Oxide (BeO). It is well suited to all cellular frequency bands such as; AMPS, GSM, DCS, PCS, PHS and UMTS. The high power handling makes the part ideal for terminating circulators, and for use in power combiners. The termination is also RoHS compliant!

Features:

- RoHS Compliant
- 150 Watts
- DC – 3.0 GHz
- AlN Ceramic
- Non-Nichrome Resistive Element
- Low VSWR
- 100% Tested

General Specifications:

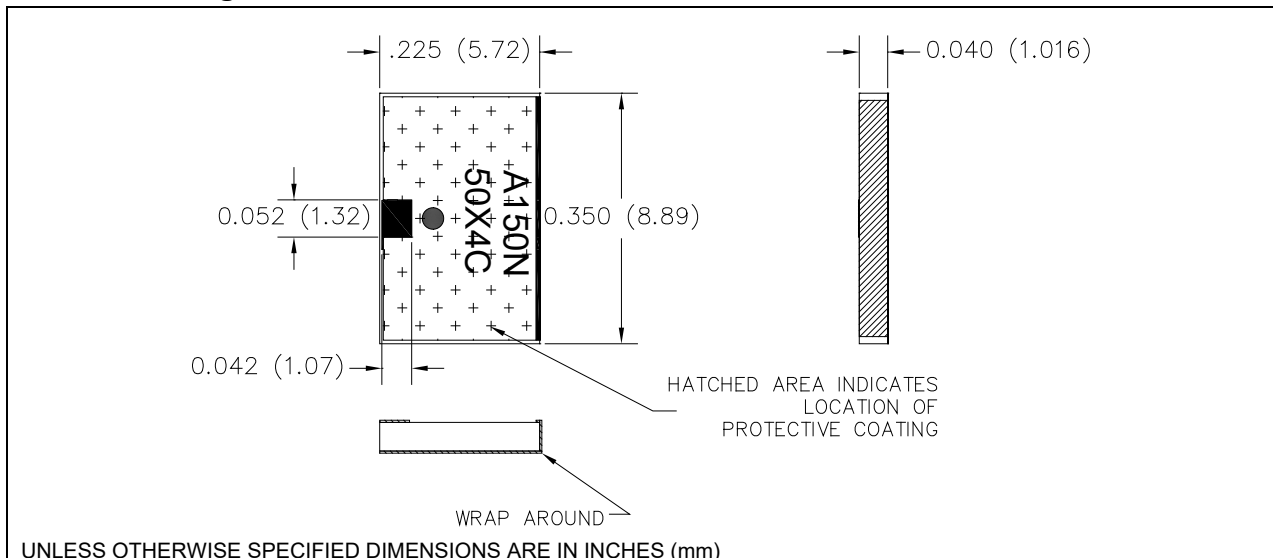
Resistive Element	Thick film
Substrate	AlN Ceramic
Terminal Finish	Matte Tin over Nickel Barrier
Operating Temperature	-55 to +150°C (see de rating chart)

Electrical Specifications:

Resistance Value:	50 Ohms, ± 2%
Power:	150 Watts
Frequency Range:	DC – 3.0 GHz
Return Loss	>26dB

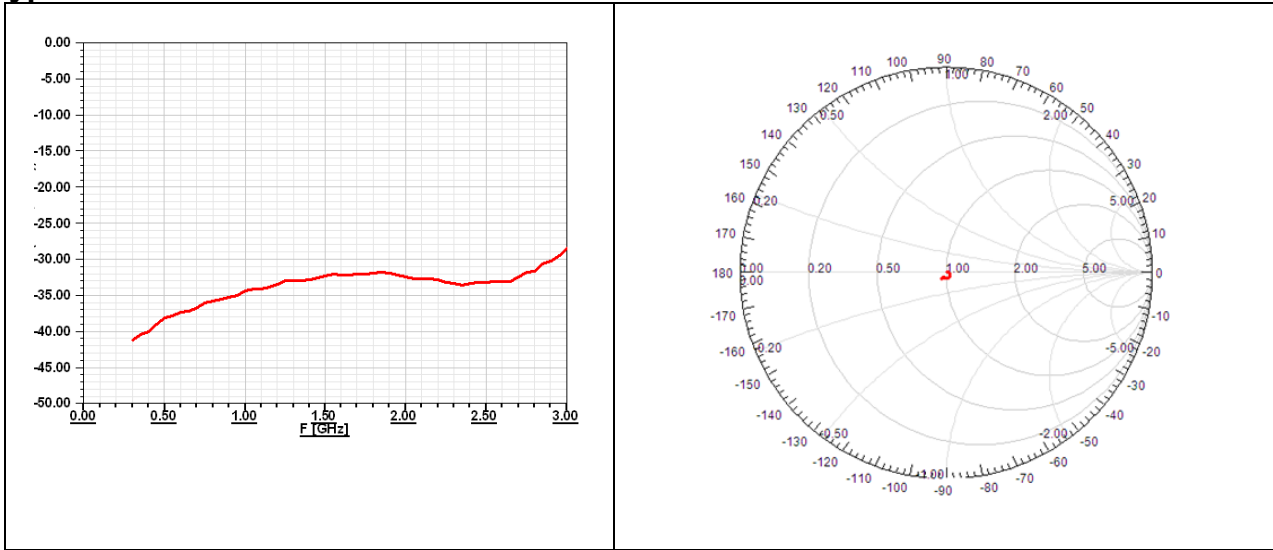
Specification based on unit properly installed using suggested mounting instructions and a 50 ohm nominal impedance. **Specifications subject to change.**

Outline Drawing:

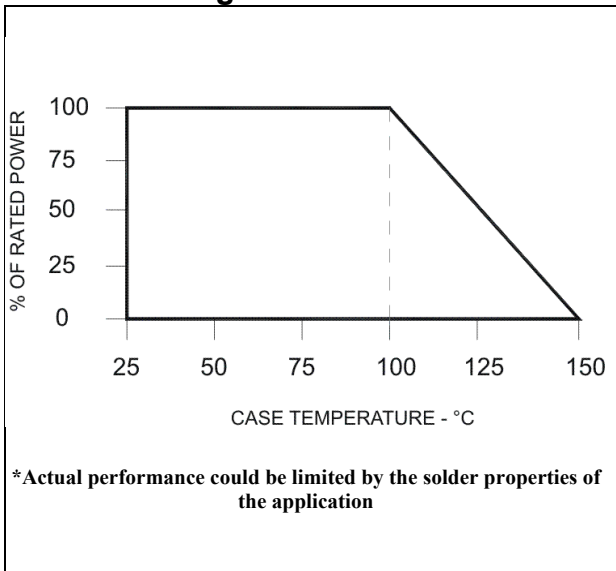


Tolerance is ±0.010", unless otherwise specified. Designed to meet or exceed applicable portions of MIL-E-5400. All dimensions in inches.

Typical Performance:



Power De-rating:



Mounting Footprint:

The diagrams illustrate four mounting scenarios. The first two are labeled 'SUGGESTED STRESS RELIEF METHODS' and show the board lower than the lead and the board even with the lead. The last two are labeled 'NOT RECOMMENDED APPLICATION' and show the board lower than the lead and the board higher than the lead. A dimension of 0.025 mm (2 PLACES) is indicated for the board thickness. Scale: NONE.

SUGGESTED MOUNTING PROCEDURE

1. MAKE SURE THAT THE DEVICES ARE MOUNTED ON FLAT SURFACES (.001" UNDER THE DEVICE) TO OPTIMIZE THE HEAT TRANSFER.
2. POSITION DEVICE ON MOUNTING SURFACE AND SOLDER IN PLACE USING AN APPROPRIATE SOLDER.
3. SOLDER LEADS IN PLACE USING AN APPROPRIATE SOLDER TYPE WITH A CONTROLLED TEMPERATURE IRON.

Contact us:
rf&s_support@ttm.com

Mouser Electronics

Authorized Distributor

Click to View Pricing, Inventory, Delivery & Lifecycle Information:

[TTM Technologies:](#)

[A150N50X4C](#)