



Flanged Termination 60 Watts, 50Ω



General Specifications

Resistive Element	Thick film
Substrate	Aluminum nitride ceramic
Cover	Alumina Ceramic
Mounting flange	Copper, nickel plated per QQ-N-290
Leads	99% pure silver (.005" thick)

Electrical Specifications

Resistance Range:	50 ohms, $\pm 5\%$
Frequency Range;	DC – 3.0 GHz
Power:	60 Watts
VSWR	1.25:1 DC – 3.0 GHz

Note: Tolerance is $\pm 0.010"$, unless otherwise specified. Designed to meet or exceed applicable portions of MIL-E-5400. Operating temperature is -55°C to 150°C (see chart for derating temperatures).

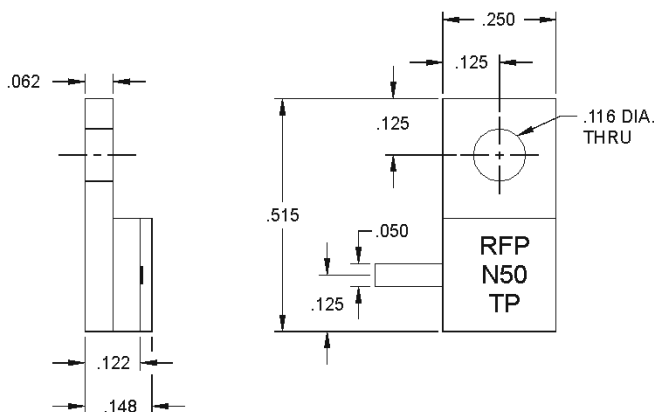
All dimensions in inches.

Specifications subject to change without notice.


Features:

- DC – 3 GHz
- 60 Watts
- AlN Ceramic
- Non-Nichrome Resistive Element
- Low VSWR
- 100% Tested

Outline Drawing

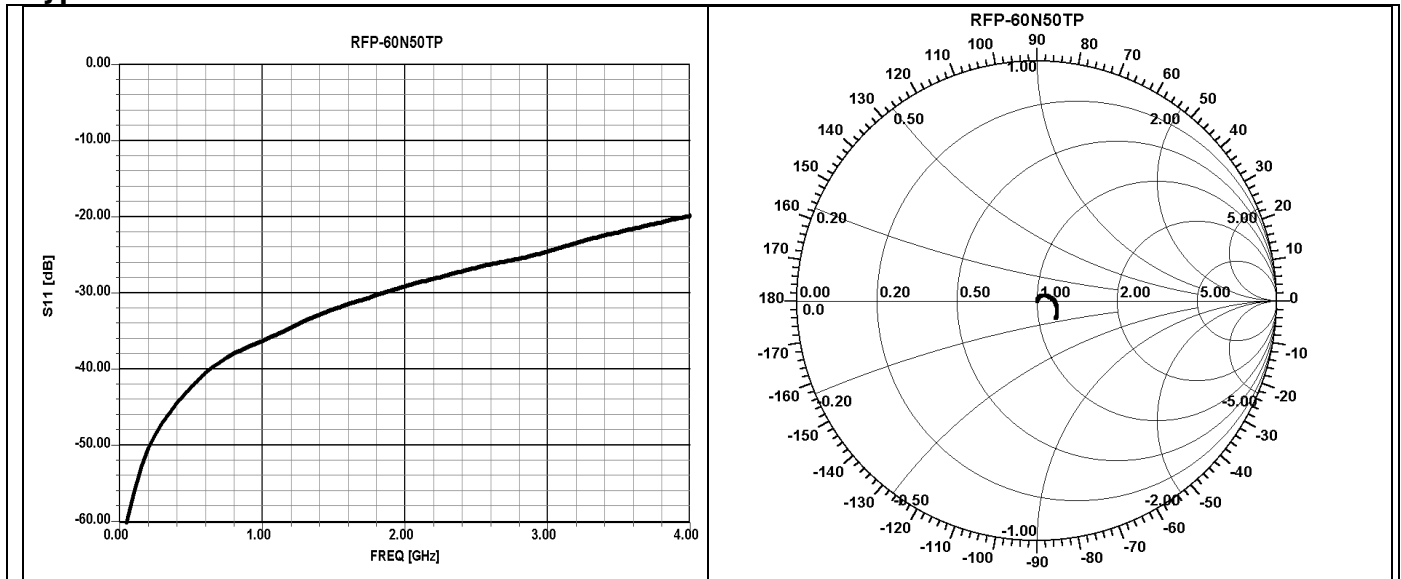


60N50TP (097) Rev A



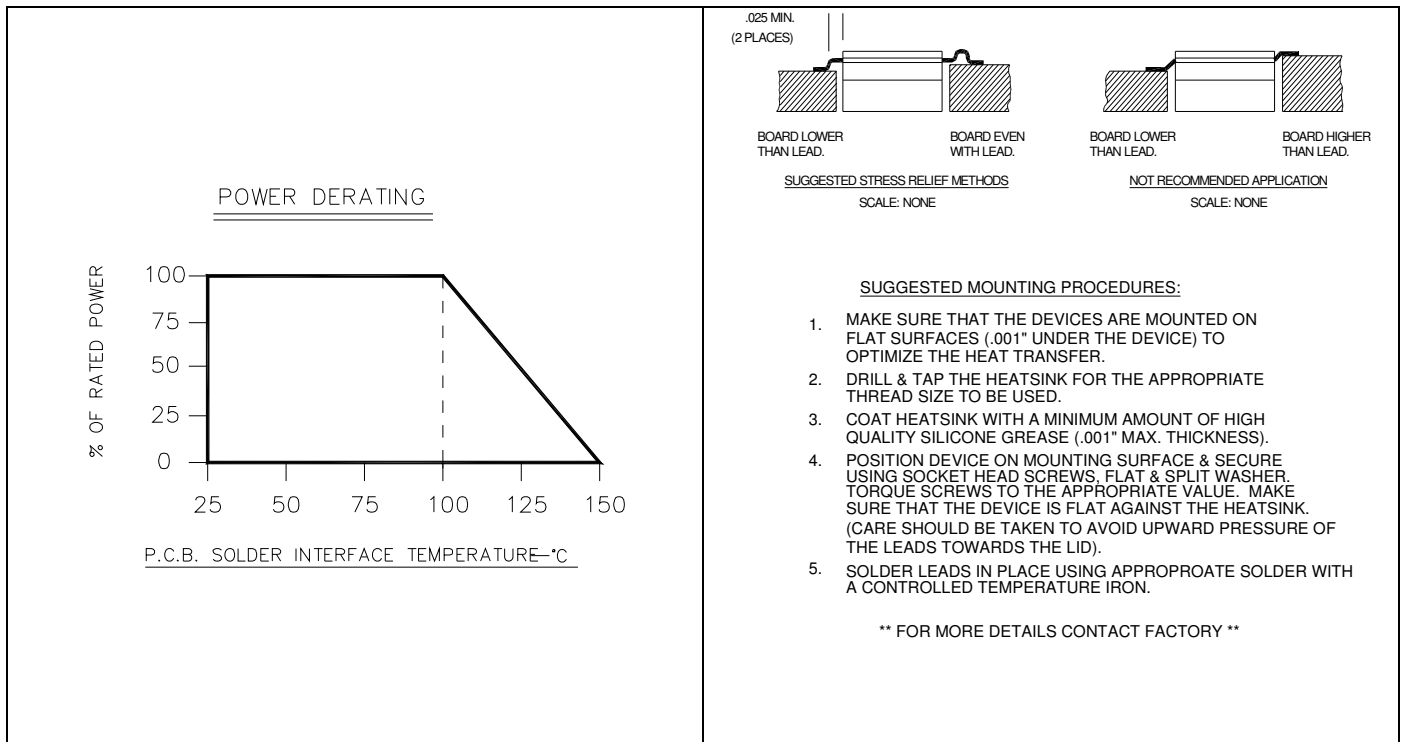


Typical Performance:



Power De-rating:


Mounting Footprint and Procedure:



60N50TP (097) Rev A

USA/Canada: (315) 432-8909
Toll Free: (800) 544-2414
Europe: +44 2392-232392

Available on Tape and
Reel For Pick and Place
Manufacturing.



Anaren
What'll we think of next?™

Mouser Electronics

Authorized Distributor

Click to View Pricing, Inventory, Delivery & Lifecycle Information:

[Anaren:](#)

[60N50TP](#)