

**RoHS  
Compliant**

**Flangeless Resistors  
30 Watts**



### General Specifications

<b>Resistive Element</b>	Thick film
<b>Substrate</b>	Beryllium oxide ceramic
<b>Cover</b>	Alumina ceramic
<b>Mounting flange</b>	Copper, nickel plated per QQ-N-290
<b>Leads</b>	99% pure silver (.005" thick)

### Features:

- See Chart
- 30 Watts
- BeO Ceramic
- Non-Nichrome Resistive Element
- Welded Silver Leads
- 100% Tested
- RoHS Compliant

### Electrical Specifications

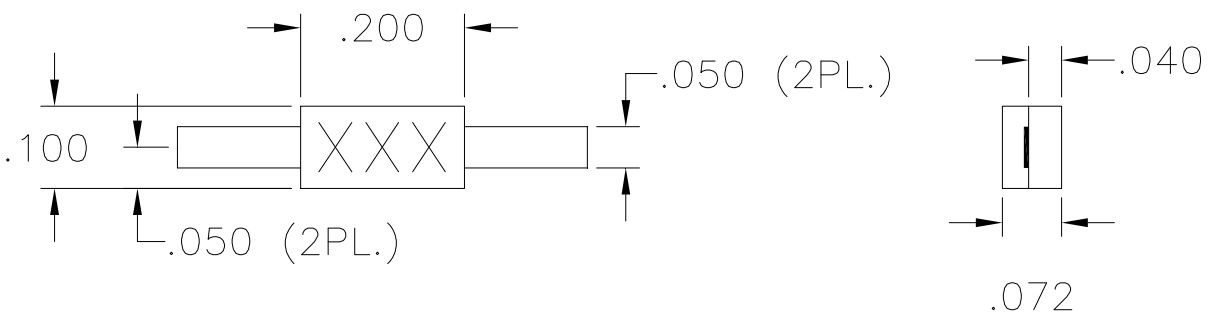
<b>Resistance Range:</b>	See Chart, $\pm 5\%$
<b>Frequency Range;</b>	See Chart
<b>Power:</b>	30 Watts
<b>Capacitance:</b>	.75 pF

Tolerance is  $\pm 0.010"$ , unless otherwise specified. Designed to meet or exceed applicable portions of MIL-E-5400. Operating temperature is  $-55^{\circ}\text{C}$  to  $150^{\circ}\text{C}$  (see chart for derating temperatures).


All dimensions in inches.

Specifications subject to change with out notice.

### Outline Drawing



30-XXXR-S (097) Rev B



# Model RFP-30-XXXR-S

# Anaren

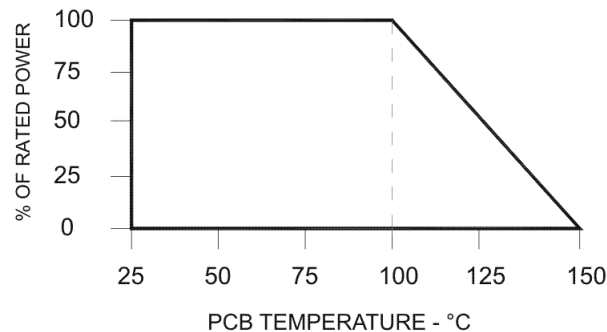
## Resistor Value Chart:

**RoHS  
Compliant**

**RF Power**

Part Number	Value	Frequency	Tolerance
30-50R-S	50 Ohms	DC-2.0 GHz	± 5%
30-100R-S	100 Ohms	DC-3.0 GHz	± 5%
30-180R-S	180 Ohms	DC-3.0 GHz	± 5%
30-200R-S	200 Ohms	DC-2.0 GHz	± 5%
30-300R-S	300 Ohms	DC-3.0 GHz	± 5%

## Power De-rating:



## Mounting Footprint and Procedure:

.025 MIN.  
(2 PLACES)

BOARD LOWER  
THAN LEAD.

BOARD EVEN  
WITH LEAD.

SUGGESTED STRESS RELIEF METHODS  
SCALE: NONE

BOARD LOWER  
THAN LEAD.

BOARD HIGHER  
THAN LEAD.

NOT RECOMMENDED APPLICATION  
SCALE: NONE


### SUGGESTED MOUNTING PROCEDURES:

1. MAKE SURE THAT THE DEVICES ARE MOUNTED ON FLAT SURFACES (.001" UNDER THE DEVICE) TO OPTIMIZE THE HEAT TRANSFER.
2. DRILL & TAP THE HEATSINK FOR THE APPROPRIATE THREAD SIZE TO BE USED.
3. COAT HEATSINK WITH A MINIMUM AMOUNT OF HIGH QUALITY SILICONE GREASE (.001" MAX. THICKNESS).
4. POSITION DEVICE ON MOUNTING SURFACE & SECURE USING SOCKET HEAD SCREWS, FLAT & SPLIT WASHER. TORQUE SCREWS TO THE APPROPRIATE VALUE. MAKE SURE THAT THE DEVICE IS FLAT AGAINST THE HEATSINK. (CARE SHOULD BE TAKEN TO AVOID UPWARD PRESSURE OF THE LEADS TOWARDS THE LID).
5. SOLDER LEADS IN PLACE USING AN APPROPRIATE TYPE SOLDER WITH A CONTROLLED TEMPERATURE IRON (700°F).

30-XXXR-S (097) Rev B

USA/Canada: (315) 432-8909  
Toll Free: (800) 544-2414  
Europe: +44 2392-232392

Available on Tape and  
Reel For Pick and Place  
Manufacturing.



**Anaren**  
What'll we think of next?™

# Mouser Electronics

Authorized Distributor

Click to View Pricing, Inventory, Delivery & Lifecycle Information:

[Anaren:](#)

[30-100R-S](#)