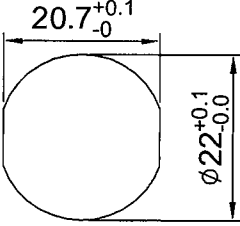
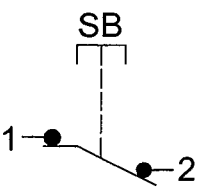
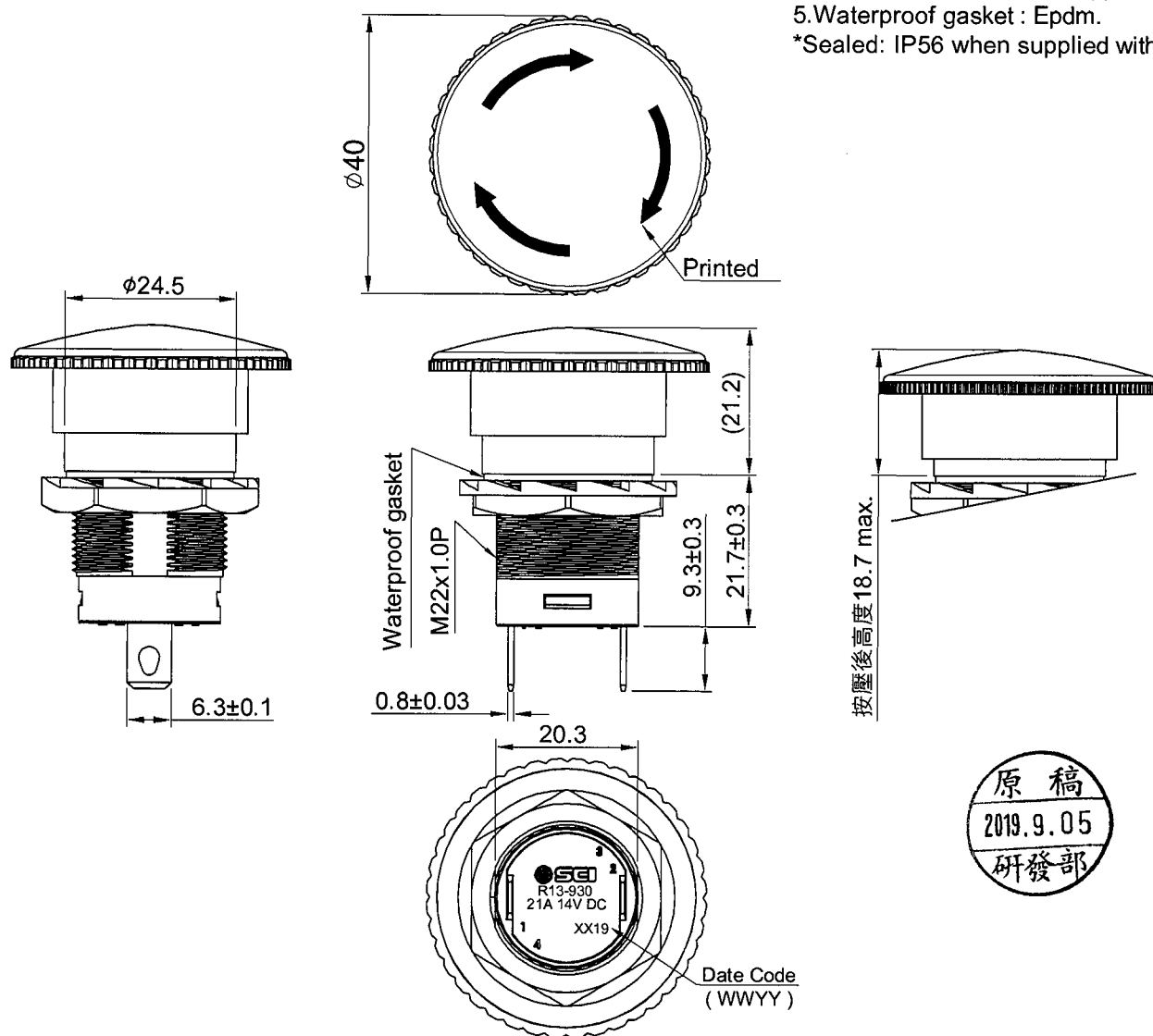


Rating	21A 14V DC	Mounting Hole	Circuit Diagram
Contact Resistance	50m ohm Max.		
Insulation Resistance	DC 500V 100M ohm Min.		
Dielectric Strength	AC 1500V 1 minute		
Operation Temperature	-20°C~85°C		
Switch Function	2P SPST-NC		

*Material:

- 1.Frame: Nylon-66 (94V-2).
- 2.Pushbutton: PC
- 3.Bottom: Nylon-66 (94V-2).
- 4.Terminal: Silver plated copper.
- 5.Waterproof gasket : Epdm.

*Sealed: IP56 when supplied with panel seal.



原稿
2019.9.05
研發部

Tolerance: ±0.3mm unless otherwise specified.

Date	Name	Description	No.
Drawn	Checked	Approved	SCI BOM No.
Jam Chan	8/12/18	8/13/18	1910100
Model Name	Emergency Stop Switch	Model No.	R13-930M-01-BR
Unit	mm	Shin Chin Industrial Co., Ltd.	Rev. 0

Mouser Electronics

Authorized Distributor

Click to View Pricing, Inventory, Delivery & Lifecycle Information:

[Shin Chin:](#)

[R13-930M-01-BR](#)