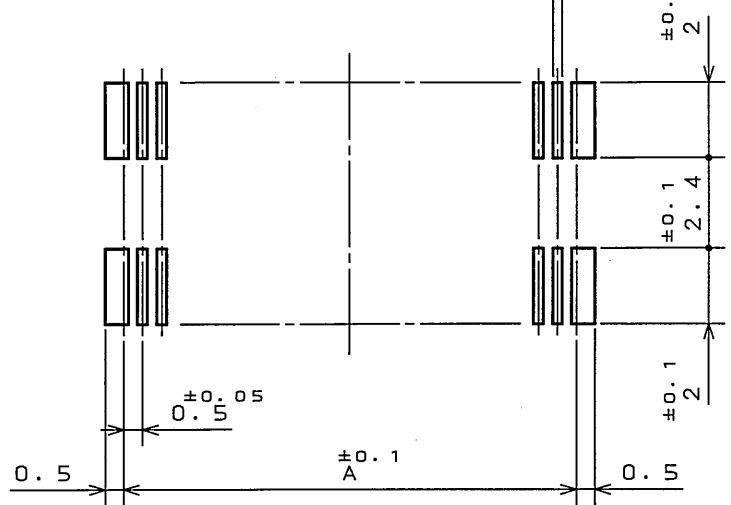
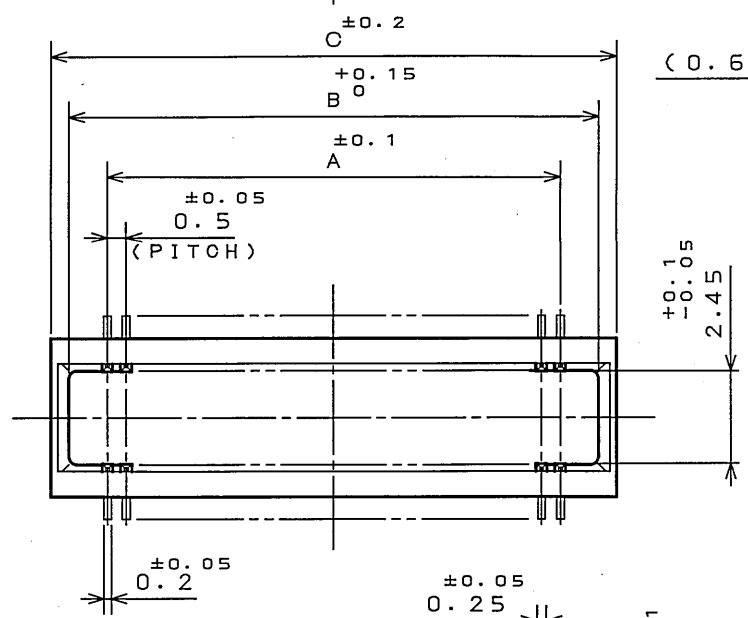
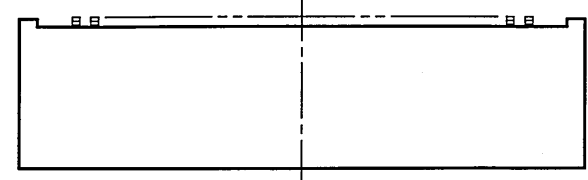
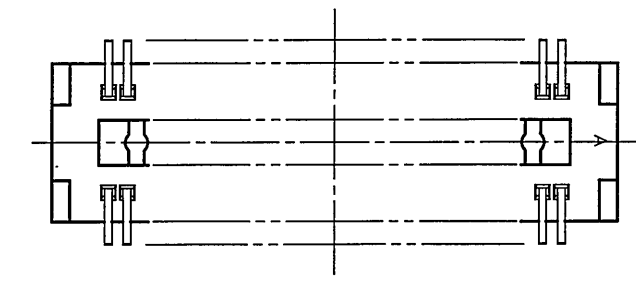
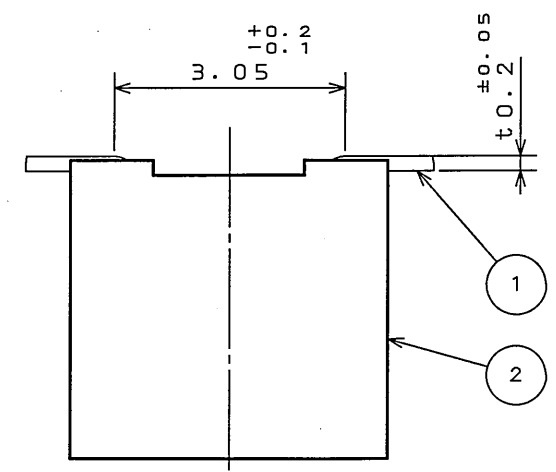
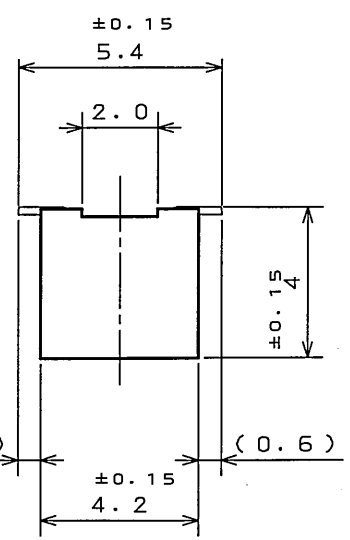


65E001PS
(ON 0NIMVHD)台要図

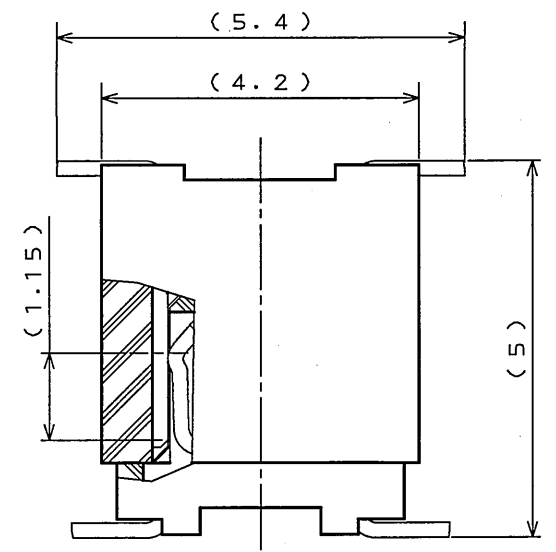
版数 REV.	年月日 DATE	DCN NO.	変更内容 DESCRIPTION	製図 DR.	担当 CHK.	査閲 APPD.	承認 APPD.



APPLICABLE P.C.B. DIMENSION(REF.)
(CONNECTOR MOUNTING SIDE)



(SCALE 10:1)



MATED CONDITION(REF.)
(SCALE 10:1)

TABLE 1

No. OF CONTACT(N)	A	B	C
30	7.0	9.0	10.0
40	9.5	11.5	12.5
50	12.0	14.0	15.0
60	14.5	16.5	17.5
70	17.0	19.0	20.0
80	19.5	21.5	22.5
120	29.5	31.5	32.5

TABLE 2

FINISH	CONTACT AREA	TERMINAL AREA
N 1	GOLD(0.1μm MIN) OVER NICKEL	GOLD FLASH OVER NICKEL

NOTE 1. COPLANARITY IS AS PER APPLICABLE SPECIFICATION.

注1. 端子の振れ規定は適用仕様書による。

2	INSULATOR	1	GLASS FILLED PPS		COLOR:BLACK
1	CONTACT	N	PHOSPHOR BRONZE	TABLE 2	
符号 NO.	名称 DESCRIPTION	個数 QTY.	材料 MATERIAL	仕上 FINISH	備考 REMARKS
仕様書(SPECIFICATION) JACS-1385-*		第1版(ORIGINAL DATE) 4.Dec.2003		尺度(SCALE) 5:1	
公差(GENERAL TOLERANCE)		製図 DR. M.TANAKA		名称(TITLE) WR-*P-VF50-N1	
寸法(DIMENSION)		担当 CHK. T.SHIODA		JAE-CONNECTOR.COM	
角度(ANGLES)		査閲 APPD. K. Kawase		JAE AVIATION ELECTRONICS INDUSTRY, LTD.	
. ±0.8		承認 APPD. S. Kashiwagi		図面番号(DRAWING NO.) SJ100359	
.X ±0.4				重量(WEIGHT)	
.XX ±0.1				SIZE A3	
.XXX ±				版数 (REV.) 1	

LEAD FREE この製品は鉛フリー品です

Mouser Electronics

Authorized Distributor

Click to View Pricing, Inventory, Delivery & Lifecycle Information:

[JAE Electronics:](#)

[WR-120P-VF50-N1](#)