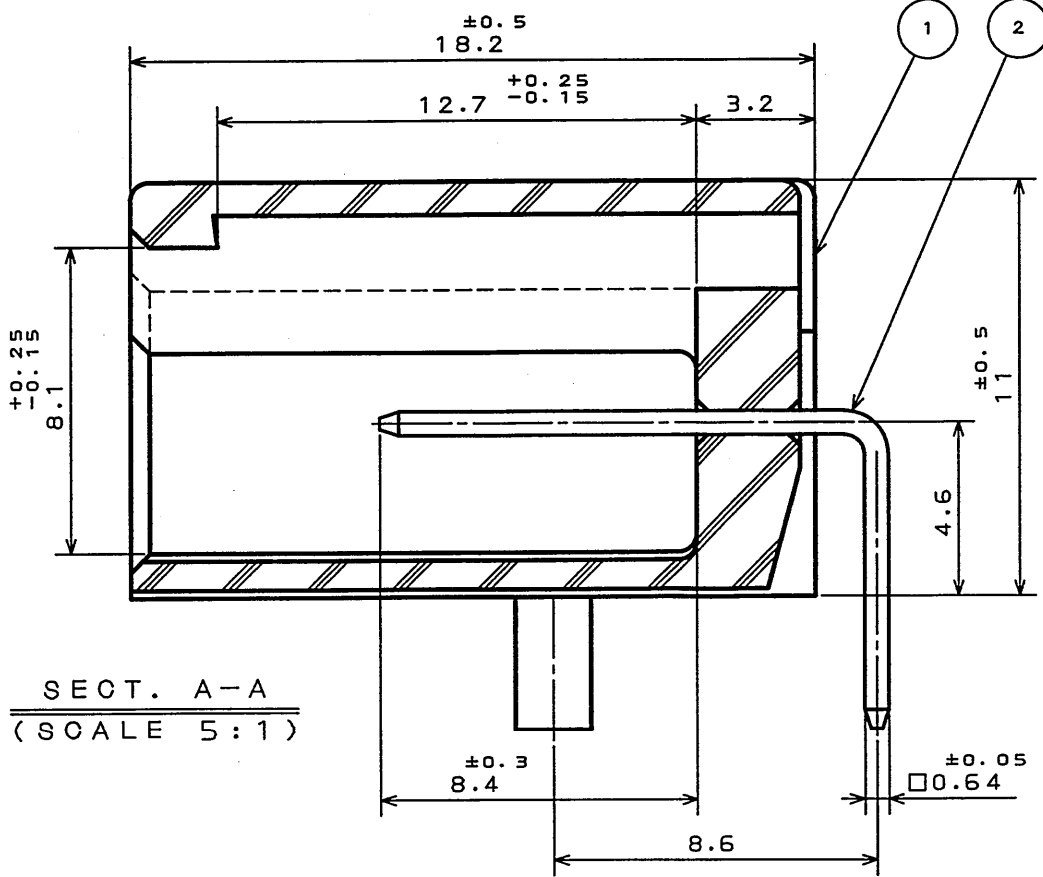
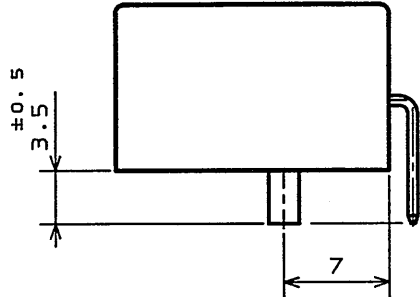
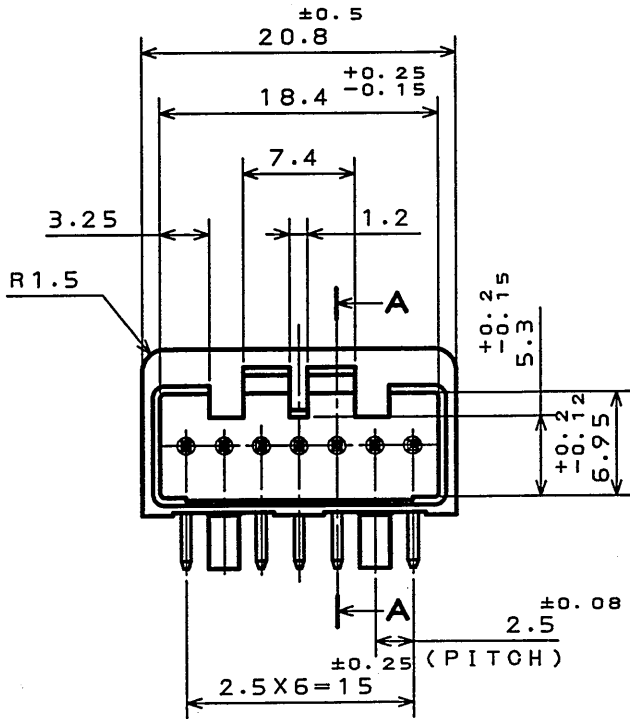
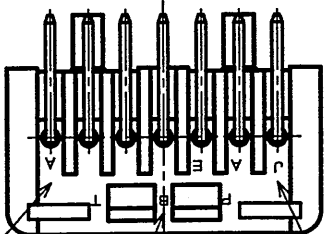
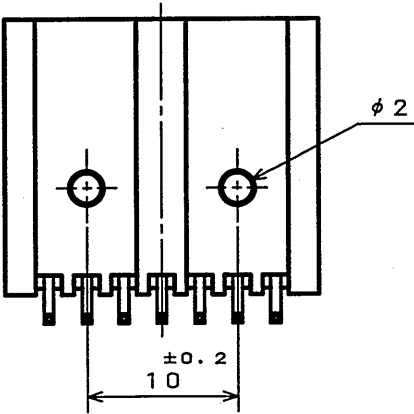


LSZEZ0P9
(ON 0NIMVH0)台要図

版数 REV.	年月日 DATE	CON NO.	変更内容 DESCRIPTION	製図 DR.	担当 CHK.	査閲 APPD.	承認 APPD.
2	8.Sep.2003	053208	CHANGED TO BILINGUAL AND REDRAWN etc.	M.TANAKA	S.HARA	T. Ichio	H. Yama



SECT. A-A
(SCALE 5:1)



(NOTE1) (NOTE3) (NOTE2)

- NOTE1.MOLD CAVITY DESIGNATOR APPEARS IN RAISED LETTERS.
2.COMPANY LOGO "JAE" APPEARS IN RAISED LETTERS.
3.POSITION NO. APPEARS IN RAISED LETTERS.
4.CONTACT TIP IS NOT PLATED AT POINT OF BREAK OFF.

- 注1. 金型マークを浮き出す。
2. 社標を浮き出す。
3. 材料マークを浮き出す。
4. コンタクト先端部に、めっきは付かない。

2	CONTACT	7	BRASS	TIN PLATING	
1	INSULATOR	1	PBT		COLOR:GREEN
符号 NO.	名称 DESCRIPTION	個数 QTY.	材料 MATERIAL	仕上 FINISH	備考 REMARKS
仕様書(SPECIFICATION)	JACS-1309	第1版(ORIGINAL DATE)	11.Nov.1988	名称(TITLE)	IL-A05-7P-S3L2
公差(GENERAL TOLERANCE)		製図 DR.	H.TSUCHIYA	重量(WEIGHT)	
寸法(DIMENSION)	角度(ANGLES)	担当 CHK.	Y.ICHIMURA		
. ±0.2	X° ±	査閲 APPD.	I.IIMORI		
.X ±0.2	X°X' ±	承認 APPD.	K.TAKEDA		
.XX ±					
.XXX ±					

Mouser Electronics

Authorized Distributor

Click to View Pricing, Inventory, Delivery & Lifecycle Information:

[JAE Electronics:](#)

[IL-AG5-7P-S3L2](#)