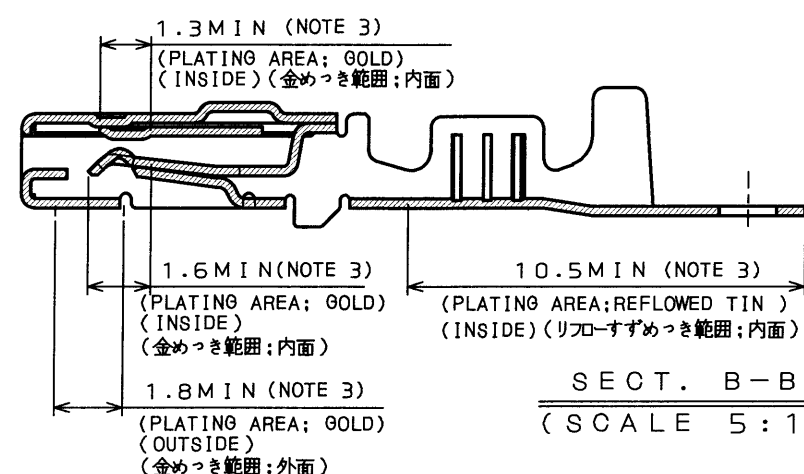
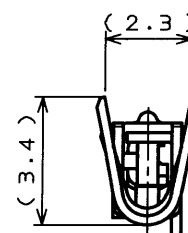
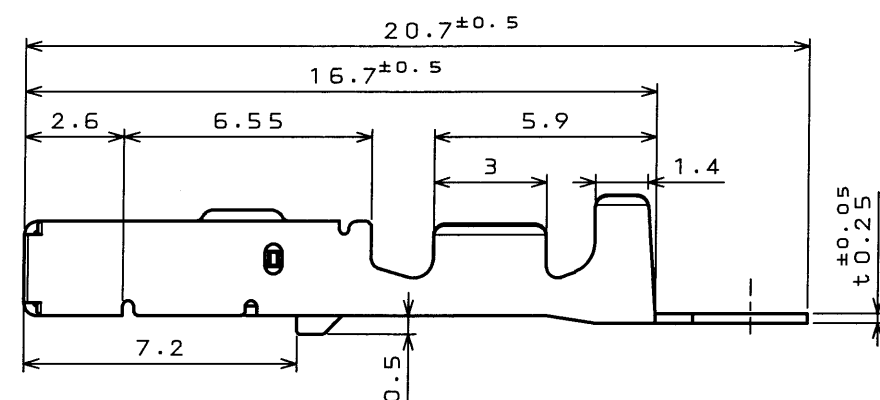
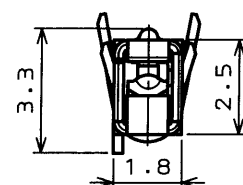
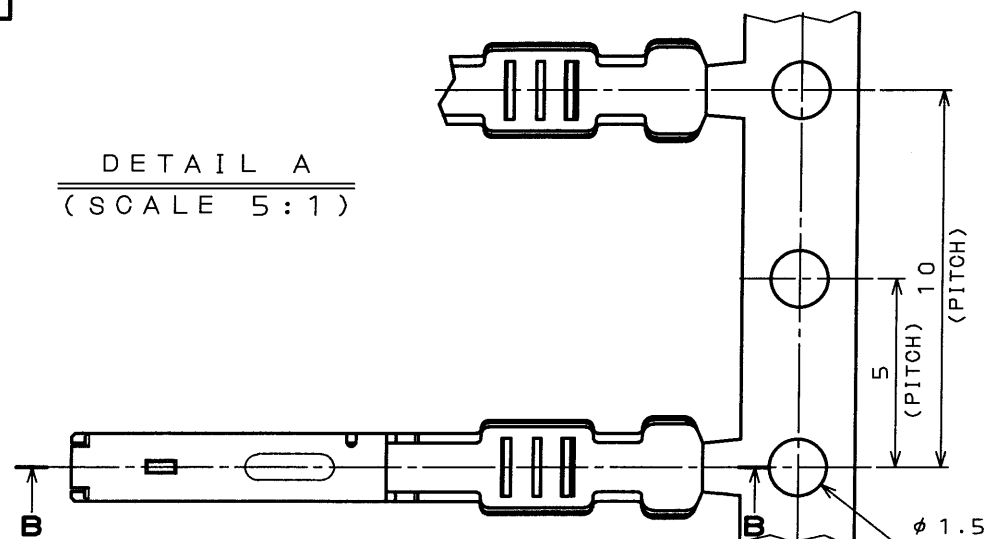


SJ037465
(DRAWING NO.)

版数 REV.	年月日 DATE	図号 CON. NO.	変更内容 DESCRIPTION	製図 DR.	担当 CHK.	査閲 APPD.	承認 APPD.
2	21.Apr.2003	51756	REDRAWN	H.SAKURADA	A.OONO	—	T.TOTANI
3	18.Jul.2003	52446	CHANGED TO SPECIAL CONTROL ITEM	M.TANAKA	K.TABATA	—	A. Ohno

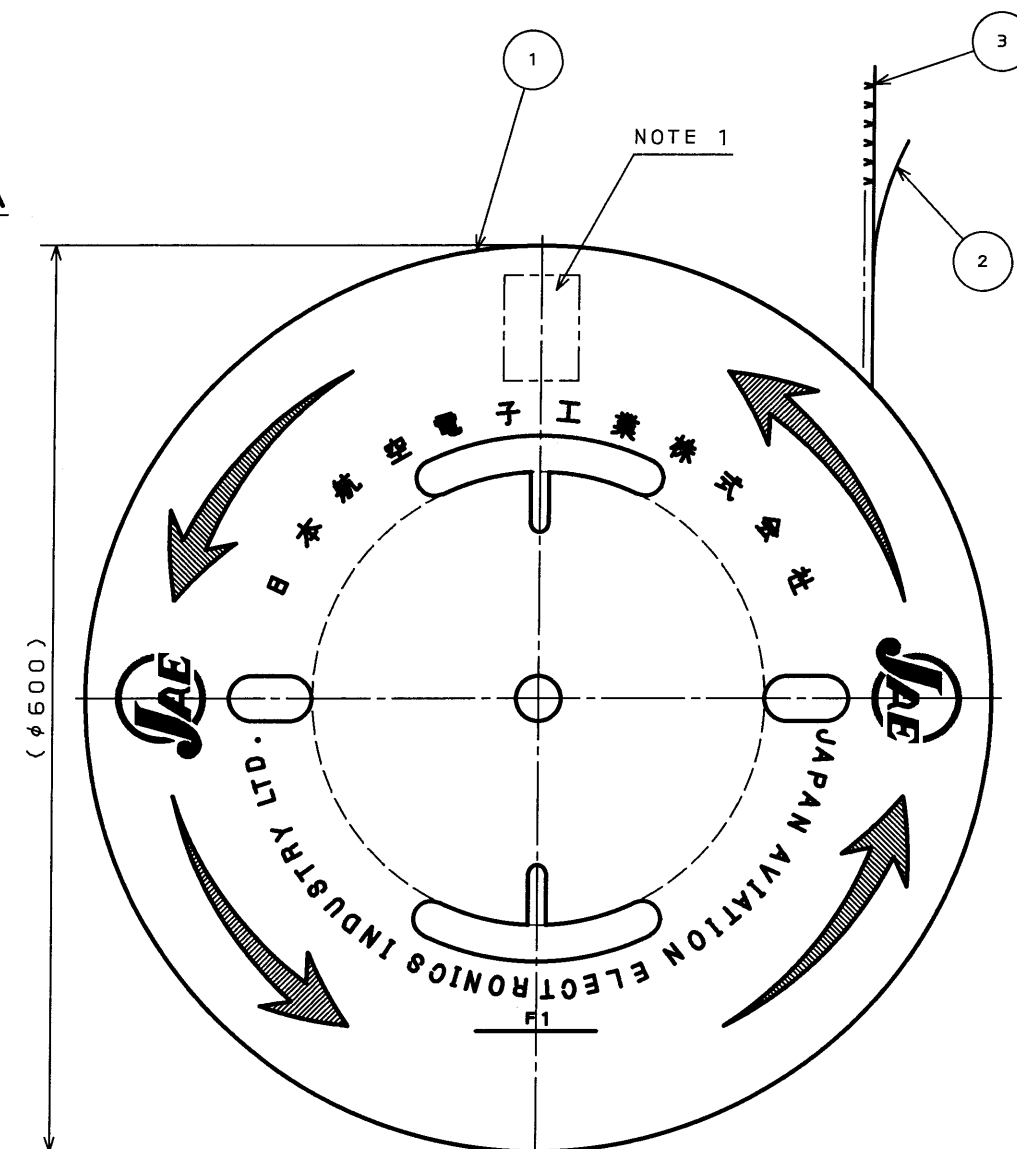
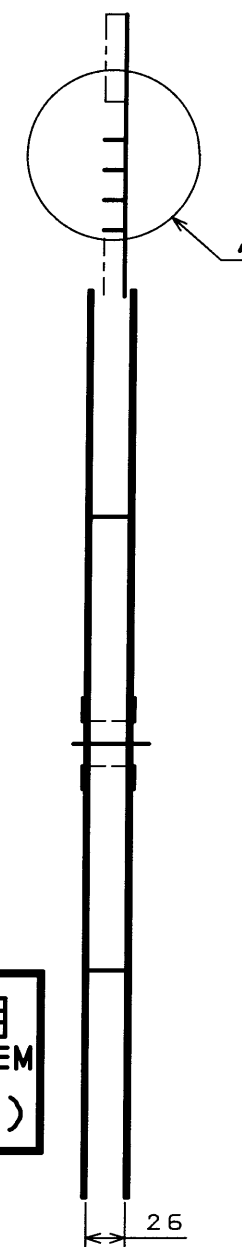
DETAIL A
(SCALE 5:1)



特別管理品目
SPECIAL CONTROL ITEM
MX(AUTO)

- NOTE 1. THE QUANTITY OF 5,000 PIECES AND PART NUMBER M31S05K4QA ARE MARKED IN THE PACKING LABEL INDICATED AT THE REEL BOARD.
2. THE WIRE TO BE USED IS A STRANDED WIRE OF 0.3mm TO 0.85mm SQUARE WITH INSULATION DIAMETER OF 1.1mm TO 2.1mm. (EQUIVALENT TO CAVUS,CAVS,AVSS OF 0.3 mm TO 0.85mm SQUARE, AND AVS OF 0.3mm TO 0.5mm SQUARE.)
3. DIMENSION MEANS PLATE AREA. NO PLATING ON THE SHEARED AREA OF CONTACT.

- 注1 現品票により、数量(5000)及び、品名(M31S05K4QA)を表示する。
- 注2 使用電線は0.3~0.85sq、被覆外形φ1.1~φ2.1の撚り線とする。(CAVUS,CAVS,AVSS0.3~0.85sq,AVS0.3~0.5sq等)
- 注3 めつき範囲を示す。尚、せん断面にめつきは付かない。



3	M31S05K4QA	5000	MSP1R	SELECTIVE GOLD OVER NICKEL ON MATING AREA, AND SELECTIVE RE-FLOW TIN PLATE OVER NICKEL ON THE CRIMP AREA	
2	TAPE	1	PAPER		
1	REEL	1	PAPER		
符号 NO.	名称 DESCRIPTION	個数 QTY.	材料 MATERIAL	仕上 FINISH	備考 REMARKS
仕様書(SPECIFICATION)		第1版(ORIGINAL DATE) 28.Feb.2003		度(SCALE) 1:5	シリーズ(SERIES) MX31
公差(GENERAL TOLERANCE)		製図 DR.		名称(TITLE)	JAE JAPAN AVIATION ELECTRONICS INDUSTRY, LTD.
寸法(DIMENSION)		担当 CHK.	A.OONO	M31S05K4QA	
角度(ANGLES)		査閲 APPD.		(MAGAZINE ASSEMBLY)	
. ±0.3		承認 APPD.	T.TOTANI	図面番号(DRAWING NO.)	
.X ±0.3				SJ037465	
.XX ±0.3				重量(WEIGHT)	
.XXX ±				版数 (REV.)	

Mouser Electronics

Authorized Distributor

Click to View Pricing, Inventory, Delivery & Lifecycle Information:

[JAE Electronics:](#)

[M31S05K4QA](#)