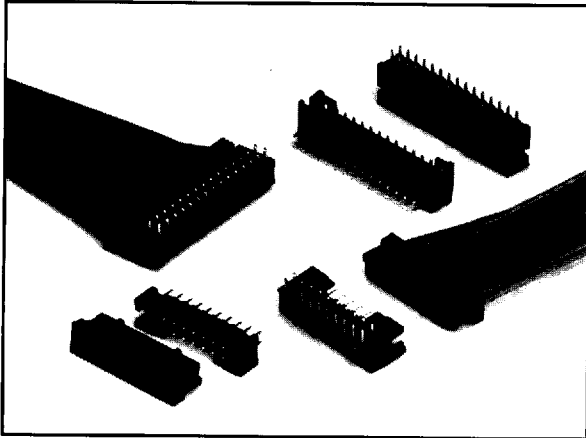


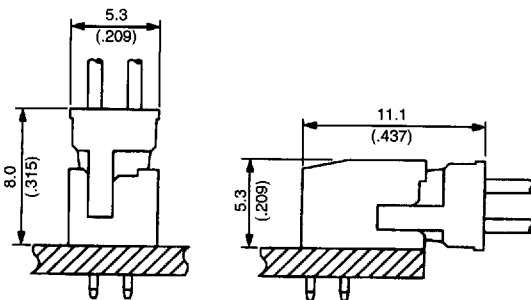
LY SERIES CONNECTORS

2.0mm (.079") Contact Spacing, PCB-to-Cable (Crimp Type) Connectors



FEATURES

- Snap latch housing resists shock and vibration
- UL94V-0 rated insulator material
- Dual wipe stamped snap-in socket contacts
- Pin headers are available in straight and right angle PCB mounting configurations
- Both gold and tin plated contacts are available
- Polarized housing prevents mismatching



.....

LY Series connectors are low profile PCB-to-cable connectors developed for the consumer market place (VCR's) and office automation market place (Fax, Mobile Telephones and Floppy Disc Drives). The LY Series connectors have a snap latch mechanism with a box-type housing. Stamped crimp style socket contacts are easily assembled making this connector efficient and very cost effective. A polarizing feature prevents mismatching.

GENERAL SPECIFICATIONS

| | |
|---------------------------------|--|
| Number of Contacts | 4 to 44 |
| Contact Spacing | 2.0mm (.079") Grid |
| Current Rating | 3 Amps |
| Operating Voltage | 250 VAC r.m.s. |
| Dielectric Withstanding Voltage | 500 VAC r.m.s. (for one minute after test) |
| Insulation Resistance | 100 megohms min. (after test) |
| Contact Resistance | 20 milliohms max. (after test) |
| Operating Temperature | -40°C to +85°C |
| Applicable PCB Thickness | 1.6mm (.063") |
| Applicable Wire Size | #22 to #30 AWG (stranded) |

MATERIALS AND FINISHES

| Description | Materials/Finishes |
|-------------|---|
| Insulators | Glass-filled 6-6 Nylon (UL94V-0, Black) |
| Contacts | Phosphor Bronze Code 1. Connecting Area: Gold, 0.1µm min. (.000004") over Nickel Terminal Area: Solder (SnPb) Plating 5. Tin Plating |

Dimensions and specifications subject to change without notice.



Hong Kong
Tel: 852-2723-7782
Fax: 852-2723-9028

Japan
03-3780-2715
03-3780-2883

Singapore
65-748-1332
65-748-2920

Taiwan
02-555-9711
02-556-5424

United Kingdom
1276-21717
1276-66165

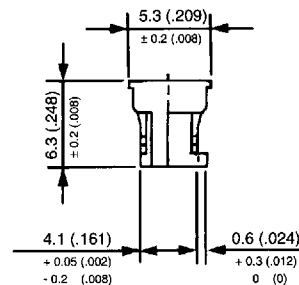
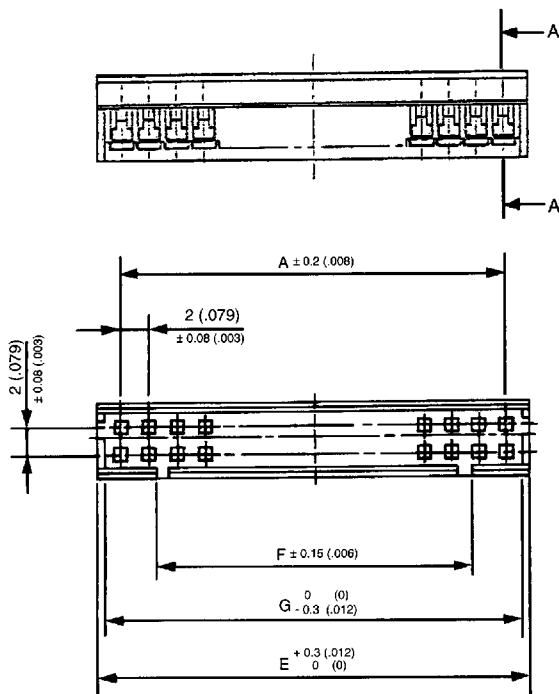
United States
714-753-2600
714-753-2699

D 05F 4893465 0000708 10T

LY SERIES CONNECTORS

2.0mm (.079") Contact Spacing, PCB-to-Cable (Crimp Type) Connectors

SOCKET HOUSING



SECTION A-A

ORDERING INFORMATION (SOCKET HOUSING)

Series **LY10** - **D** **C** ******
 Contact Arrangement **D** - Double Row
 Socket Housing with **C** Crimp Type Contacts
 No. of Contacts ****** 4 to 44

Socket Contacts (Crimp Type)

| Part Number | Applicable Wire (Stranded) | |
|-----------------|----------------------------|--------------------------------|
| | AWG No. | Wire insulation outer diameter |
| LY10-C1-*-10000 | #22 to #26 | ø0.8 to ø1.3mm |
| LY10-C2-*-10000 | #26 to #30 | ø0.7 to ø1.2mm |

Note 1: * Add finish code 1 or 5 (See Materials and finishes on page 120).

Note 2: Socket contacts are supplied on 10,000 unit reels.

Crimp Tools

| Applicable Wire | Hand Tool | Semi-Auto Machine |
|-----------------|-------------|-------------------|
| #22 to #26 | CT150-4-LY1 | Model CT350-2 |
| #26 to #30 | CT150-4-LY2 | |

| No. of Contacts | Socket Housing | A | E | F | G |
|-----------------|----------------|------------|--------------|------------|--------------|
| 4 | LY10-DC 4 | 2 (.079) | 5.6 (.220) | — | 4.5 (.177) |
| 6 | LY10-DC 6 | 4 (.157) | 7.6 (.299) | — | 6.5 (.256) |
| 8 | LY10-DC 8 | 6 (.236) | 9.6 (.378) | 1 (.039) | 8.5 (.335) |
| 10 | LY10-DC 10 | 8 (.315) | 11.6 (.457) | 3 (.118) | 10.5 (.413) |
| 12 | LY10-DC 12 | 10 (.394) | 13.6 (.535) | 5 (.197) | 12.5 (.492) |
| 14 | LY10-DC 14 | 12 (.472) | 15.6 (.614) | 7 (.276) | 14.5 (.571) |
| 16 | LY10-DC 16 | 14 (.551) | 17.6 (.693) | 9 (.354) | 16.5 (.650) |
| 18 | LY10-DC 18 | 16 (.630) | 19.6 (.772) | 11 (.433) | 18.5 (.728) |
| 20 | LY10-DC 20 | 18 (.709) | 21.6 (.850) | 13 (.512) | 20.5 (.807) |
| 22 | LY10-DC 22 | 20 (.787) | 23.6 (.929) | 15 (.590) | 22.5 (.886) |
| 24 | LY10-DC 24 | 22 (.866) | 25.6 (1.008) | 17 (.669) | 24.5 (.964) |
| 26 | LY10-DC 26 | 24 (.945) | 27.6 (1.087) | 19 (.748) | 26.5 (1.043) |
| 28 | LY10-DC 28 | 26 (1.024) | 29.6 (1.165) | 21 (.827) | 28.5 (1.122) |
| 30 | LY10-DC 30 | 28 (1.102) | 31.6 (1.244) | 23 (.906) | 30.5 (1.201) |
| 32 | LY10-DC 32 | 30 (1.181) | 33.6 (1.323) | 25 (.984) | 32.5 (1.280) |
| 34 | LY10-DC 34 | 32 (1.260) | 35.6 (1.402) | 27 (1.063) | 34.5 (1.358) |
| 36 | LY10-DC 36 | 34 (1.338) | 37.6 (1.480) | 29 (1.142) | 36.5 (1.437) |
| 38 | LY10-DC 38 | 36 (1.417) | 39.6 (1.559) | 31 (1.220) | 38.5 (1.516) |
| 40 | LY10-DC 40 | 38 (1.496) | 41.6 (1.638) | 33 (1.299) | 40.5 (1.594) |
| 42 | LY10-DC 42 | 40 (1.575) | 43.6 (1.716) | 35 (1.378) | 42.5 (1.673) |
| 44 | LY10-DC 44 | 42 (1.654) | 45.6 (1.795) | 37 (1.457) | 44.5 (1.752) |

Dimensions in mm (inches).

D 05F 4893465 0000711 7T4

Hong Kong
Tel: 852-2723-7782
Fax: 852-2723-9028

Japan
03-3780-2715
03-3780-2883

Singapore
65-748-1332
65-748-2920

Taiwan
02-555-9711
02-556-5424

United Kingdom
1276-21717
1276-66165

United States
714-753-2600
714-753-2699



Mouser Electronics

Authorized Distributor

Click to View Pricing, Inventory, Delivery & Lifecycle Information:

[JAE Electronics:](#)

[LY10-C2-5-10000](#)