



Compact Push-Pull Circular Connector

CONNECTOR

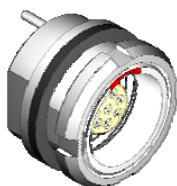
MB-0101-4

August 2009

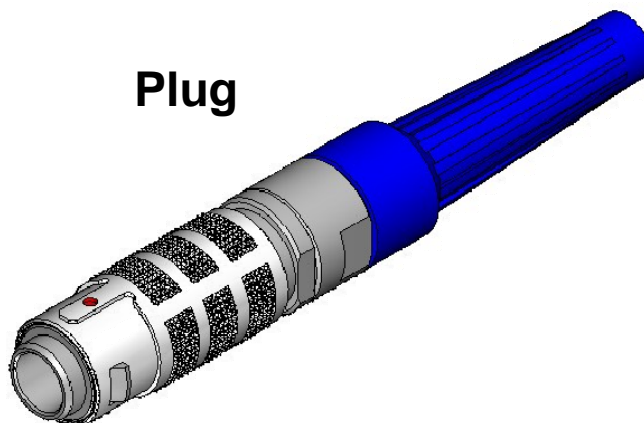
JB5 Series

RoHS Compliant

Receptacle



Plug



<<Outline>>

The JB5 Series connectors are small circular connectors with IP68 waterproof rating and a push-pull mating structure to enable easy insertion and removal. They have high environmental durability and user-friendly designs that can be widely used in medical, measurement, and communication equipment, as well as handheld PCs, scanners and other small equipment.

Features

- Waterproof and dustproof rating: IP68 protection level (when mated, and for the receptacle alone)
- Small 14.8mm diameter available for connectors up to 8 contacts (plug outside diameter: 11mm dia.)
- Push-pull mating structure enables easy one-handed insertion and removal
- Audible and tactile “click” confirms secure locking when mating
- Metal outer parts and ground terminal in the receptacle ensure excellent shielding
- Mis-mating can be visibly prevented with color variation of plug boots
- Connector mating life: 5,000 times

General Specifications

No. of Contacts	3 pos.	4 pos.	5 pos.	6 pos.	8 pos.
Rated Current	3A per pos.			2A per pos.	
Rated Voltage	320VAC			200VAC	
Operating Temperature	-55 Deg. C to +85 Deg. C				
Water-proof	IP68 (when mated and receptacle alone)				
Durability	5000 mating cycles				
Applicable Wire	22 AWG max.	24 AWG max.		28 AWG max.	
Applicable Dia. of Cable	Max. outer dia. of cable: 4.5 to 5mm				

Materials and Finishes

<Receptacle>

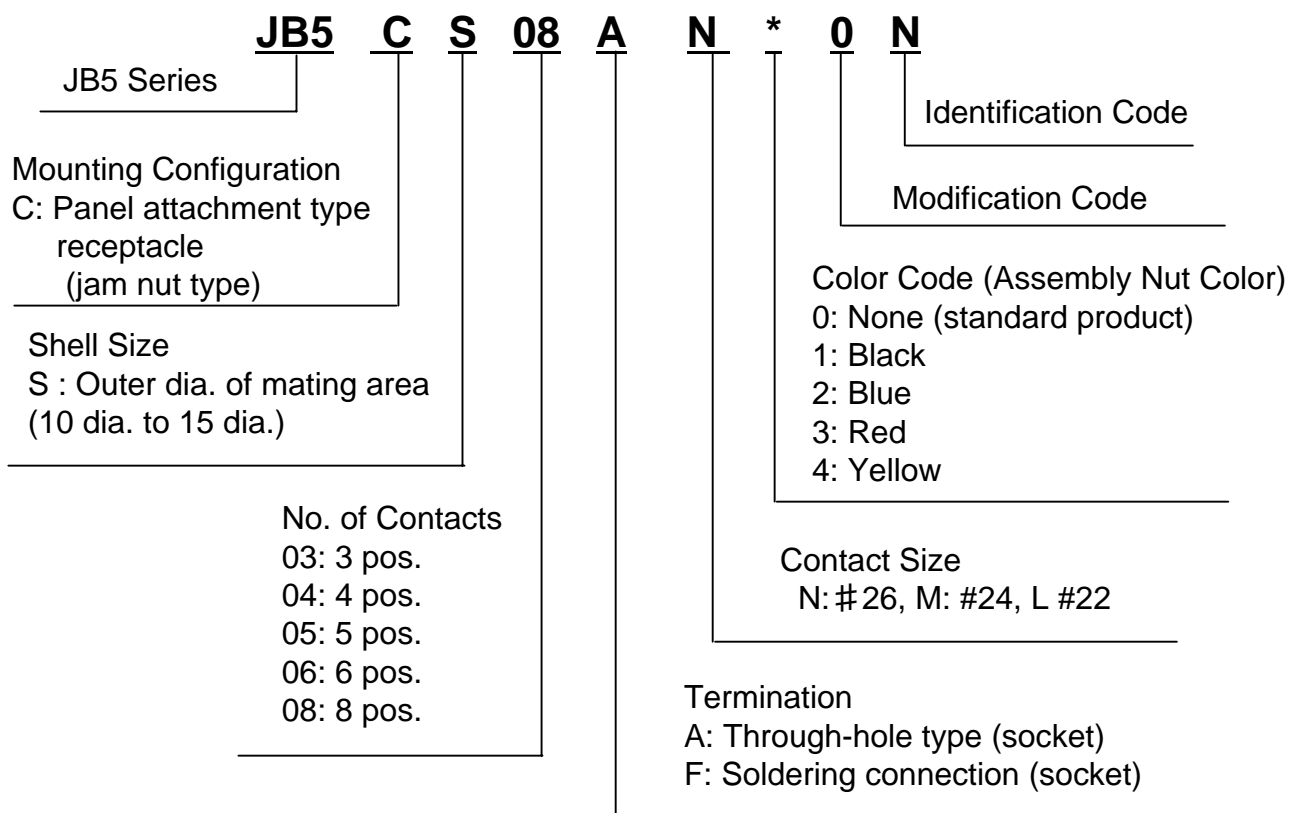
Component	Material / Finish
Socket Contact	Copper alloy / Au plating over Ni
Shell	Copper alloy / Chrome plating over Cu
Insulator	Glass filled nylon
Assembly Nut	Copper alloy / Chrome plating over Cu
Gasket	Silicon rubber
“O”Ring	Nitrile rubber
Ground Pin	Copper alloy / Sn plating
Dust Cap	EPDM rubber

<Plug>

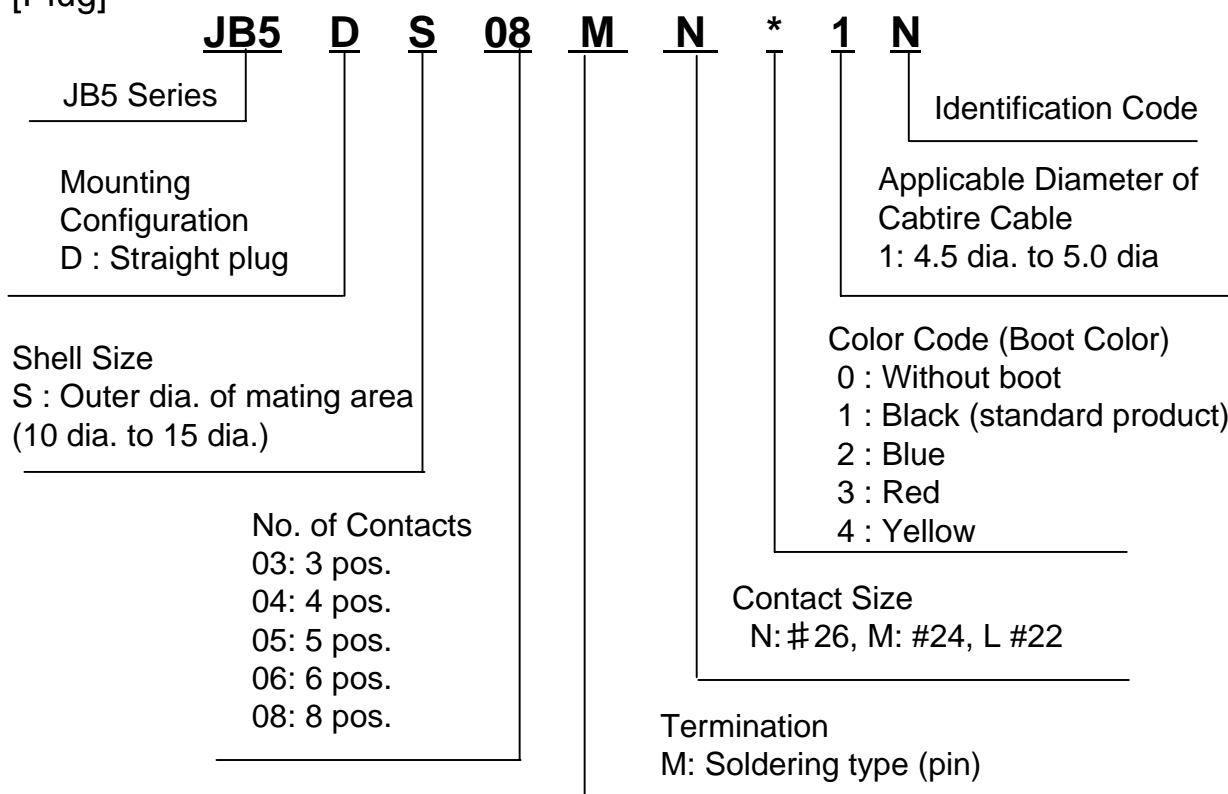
Component	Material / Finish
Pin Contact	Copper alloy / Au plating over Ni
Barrel	Zinc Alloy / Ni plating over Cu
Insulator	Glass filled nylon
Coupling Nut	Zinc Alloy / Chrome plating over Cu
Spacer	Copper alloy / Ni plating
Lock Spring	Copper alloy / Ni plating over Cu
Shield Sleeve	Copper alloy / Ni plating
Bushing	EPDM rubber
Ground Nut	Copper alloy / Chrome plating over Cu
Clamp	Copper alloy / Ni plating
Boot	Polyester elastomer
Outer Boot Clamp	Polyacetal

Ordering Information

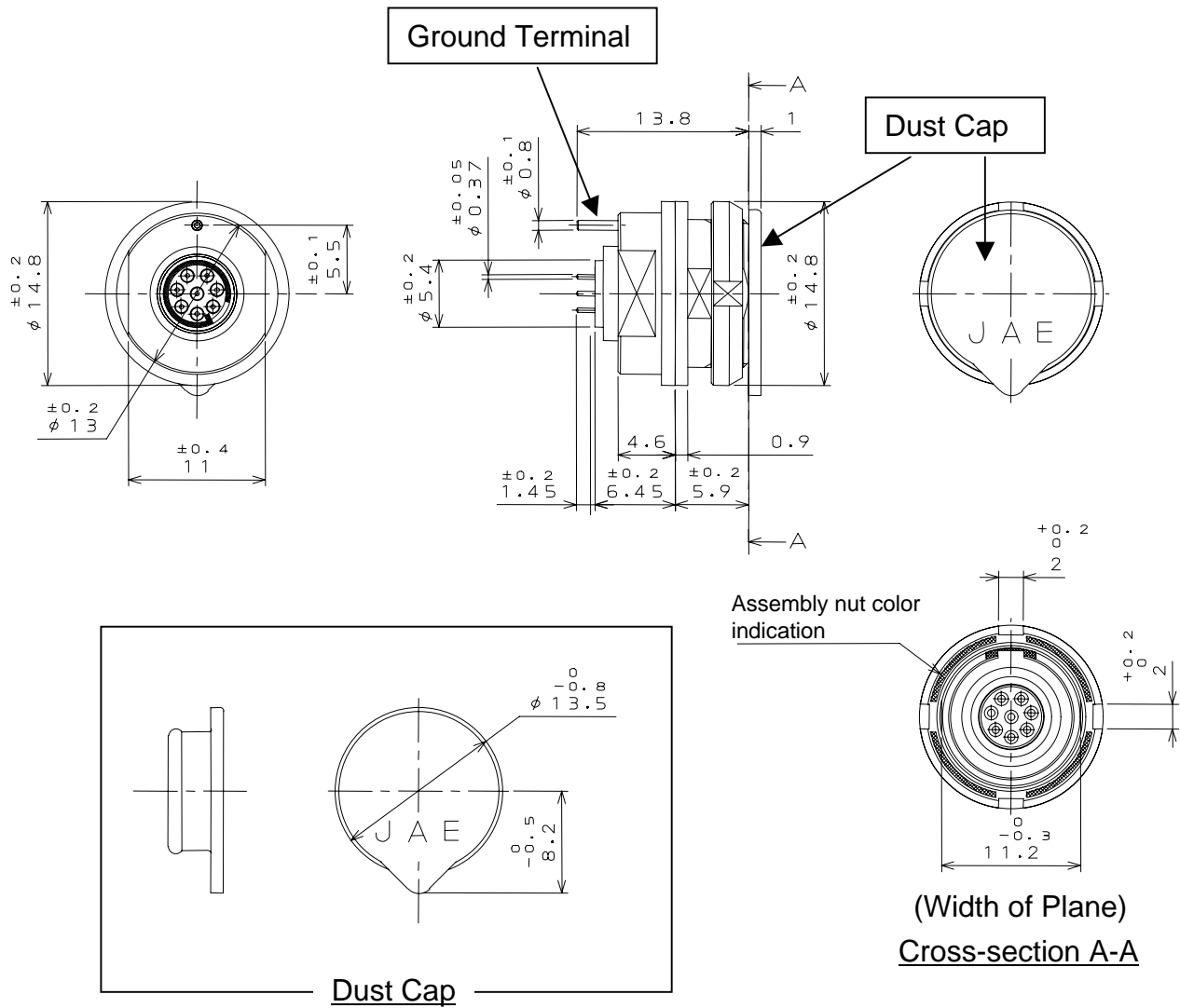
[Receptacle]



[Plug]



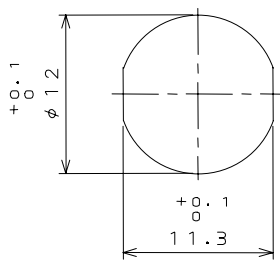
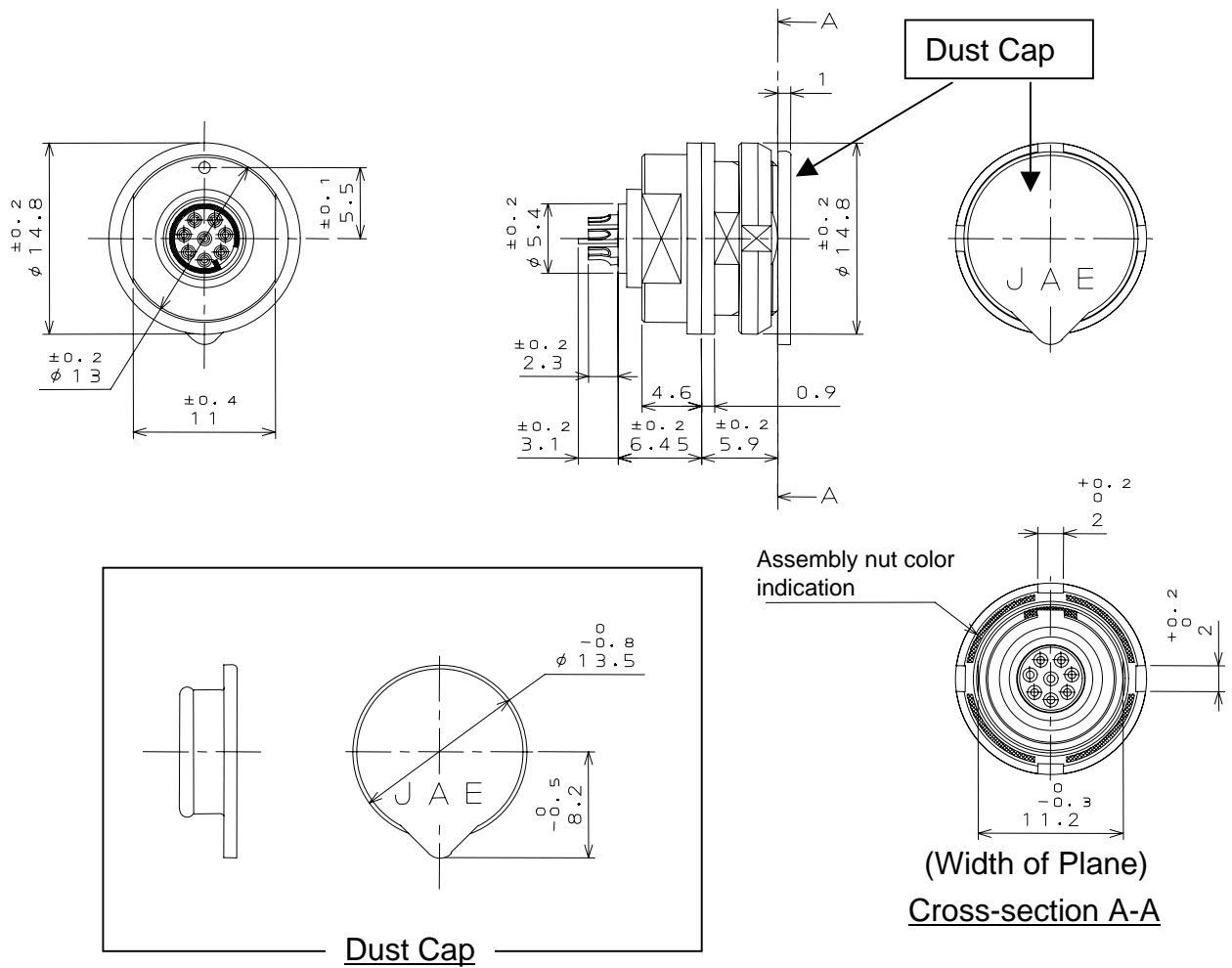
Jam Nut Receptacle (Through Hole Type)



Panel Cutout (for reference)
Panel thickness: 2.5mm max.

No. of Contacts	Part Number	SJ Drawing
3 pos.	JB5CS03AL*0N	SJ104321
4 pos.	JB5CS04AM*0N	SJ104324
5 pos.	JB5CS05AM*0N	SJ104327
6 pos.	JB5CS06AN*0N	SJ104330
8 pos.	JB5CS08AN*0	SJ100060

Jam Nut Receptacle (Soldering Connection Type)

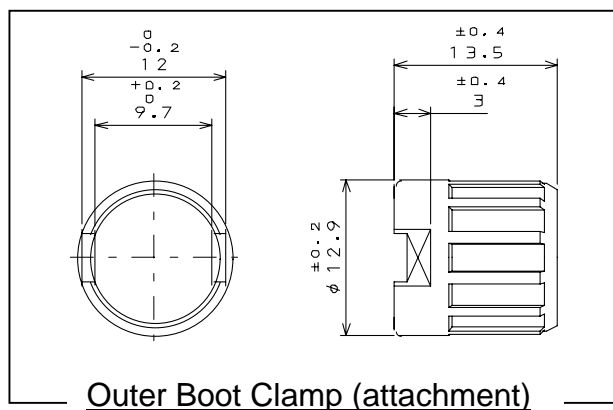
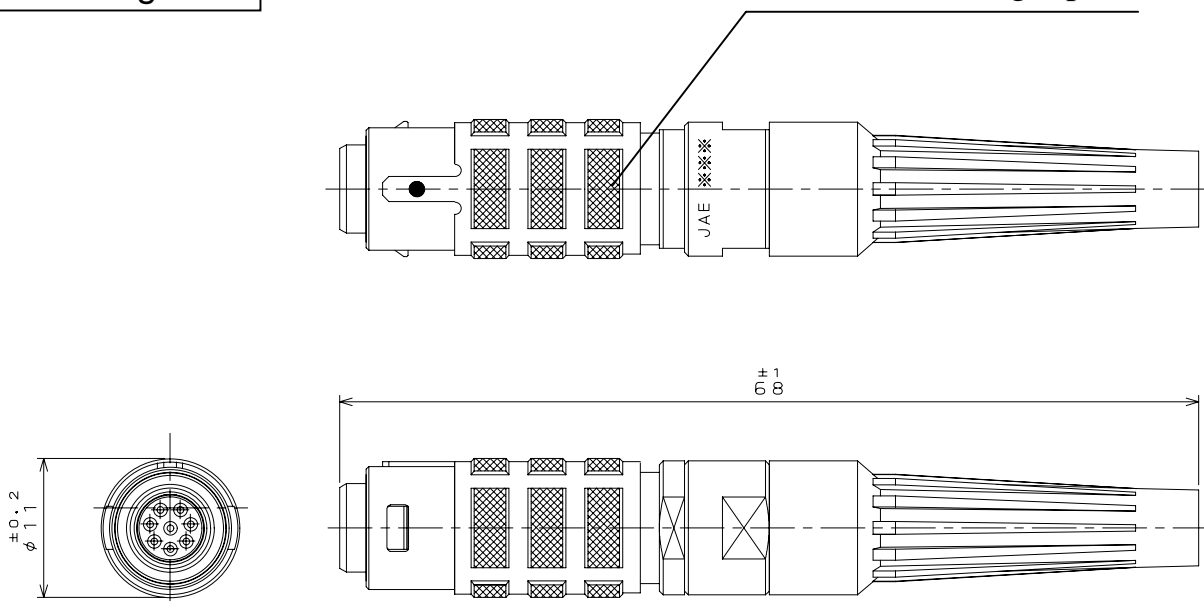


Panel Cutout (for reference)
Panel thickness: 2.5mm max.

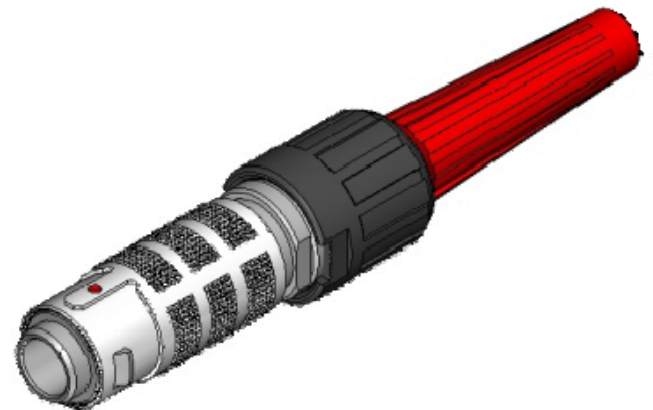
No. of Contacts	Part Number	SJ Drawing
3 pos.	JB5CS03FL *0N	SJ104322
4 pos.	JB5CS04FM *0N	SJ104325
5 pos.	JB5CS05FM *0N	SJ104328
6 pos.	JB5CS06FN *0N	SJ104331
8 pos.	JB5CS08FN *0	SJ104333

Plug

Indication of the number of contacts
(excluding 8 pos.)



Outer Boot Clamp (attachment)



Outer boot clamp attached

[Outer Clamp (attachment)]

<Usage>

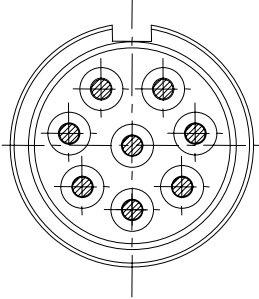
The outer boot clamp can be used to reinforce and prevent boot rising or disengagement caused by severe cable bending, etc.

The customer may use this depending on the usage and applications.

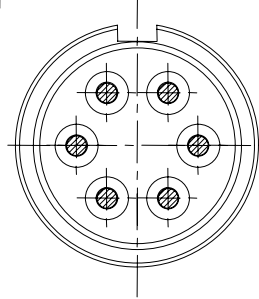
<Note>

Once the outer clamp is placed on the connector, it cannot be removed.

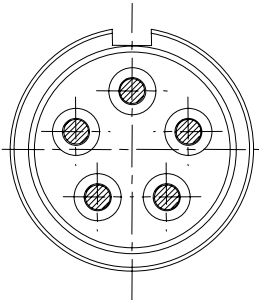
No. of Contacts	Part Number	SJ Drawing
3 pos.	JB5DS03ML *1N	SJ104323
4 pos.	JB5DS04MM *1N	SJ104326
5 pos.	JB5DS05MM *1N	SJ104329
6 pos.	JB5DS06MN *1N	SJ104332
8 pos.	JB5DS08MN *1	SJ100061

Contact Array**8 pos.**

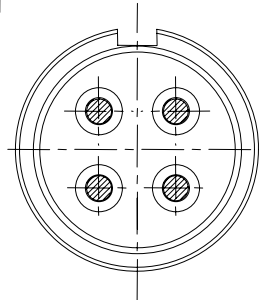
#26 x 8 pos
Rated current: 2A
Rated voltage: 200VAC

6 pos.

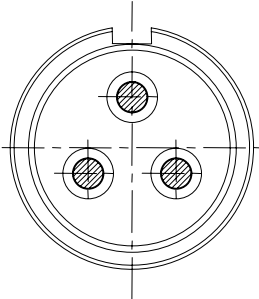
#26 x 6 pos
Rated current: 2A
Rated voltage: 200VAC

5 pos.

#24 x 5 pos
Rated current: 2A
Rated voltage: 320VAC

4 pos.

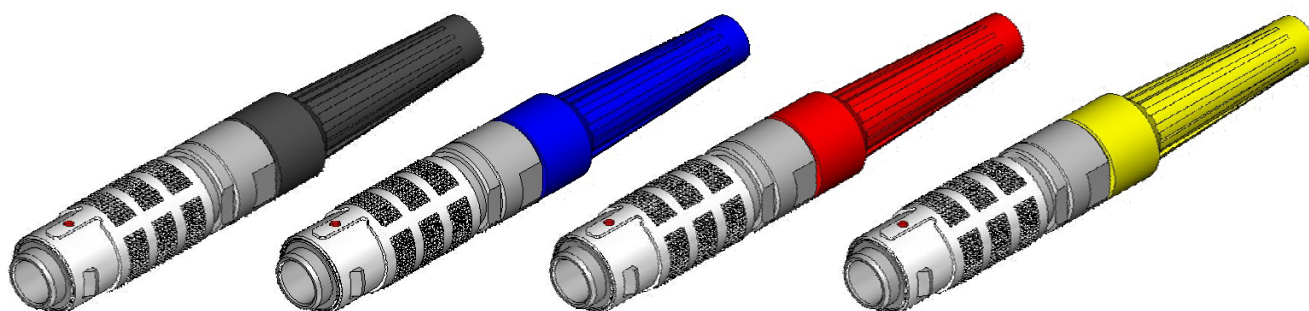
#24 x 4 pos
Rated current: 2A
Rated voltage: 320VAC

3 pos.

#22 x 3 pos
Rated current: 3A
Rated voltage: 320VAC

[Boots color variation]

Black, Blue, Red, Yellow (4 colors)



Technical Information

	Japanese	English
Specifications	JACS-50001	JACS-50001-E
Handling Instructions	JAHL-50001	JAHL-50001-E

Japan Aviation Electronics Industry, Limited

Product Marketing Division
 Aobadai Building, 3-1-19, Aobadai, Meguro-ku, Tokyo 153-8539
 Phone: +81-3-3780-2787 FAX: +81-3-3780-2946

Notice: Products shown in this leaflet are made for the applications listed below. However, if the above-mentioned products are to be used in aerospace devices, marine cable-connection devices, atomic power control systems, medical equipment for life-support systems, or any other specific application requiring extremely high reliability, please contact JAE for further information.

Recommended applications: Computers, Office machines, Measuring devices, Telecommunication devices (Terminals, Mobile devices), AV devices, Household applications, FA devices, etc.

Mouser Electronics

Authorized Distributor

Click to View Pricing, Inventory, Delivery & Lifecycle Information:

JAE Electronics:

[JB5CS03AL00N](#) [JB5CS05AM00N](#) [JB5DS04MM11N](#) [JB5CS04FM00N](#) [JB5DS06MN11N](#) [JB5CS05FM00N](#)
[JB5DS03ML11N](#) [JB5DS05MM11N](#) [JB5CS05AM00-RK](#) [JB5CS03AL00-RK](#)