



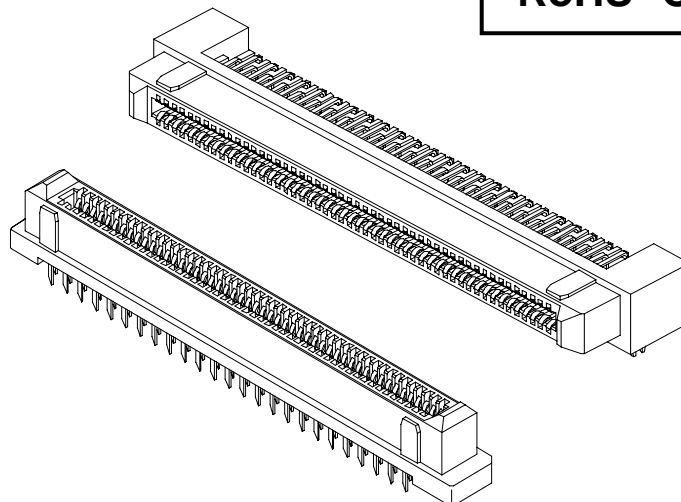
0.8mm Pitch Board to Board Connector

CONNECTOR

KX24/ 25 Series

MB-0182-1

February 2008

RoHS Compliant

The KX24/ 25 Series is a 0.8mm pitch board to board connector developed to meet the need for lighter, more compact, high density connectors for use in various office appliances, such as PPCs and printers, and measuring devices.

Features

- Robust type with mating guide, suitable for rack and panel mounting
- Assuring click response when mated
- Trough-hole type board connection available in vertical and horizontal directions
- High contact reliability with long contact stroke.
- Non-pin type connector structure durable to twists caused by mating.

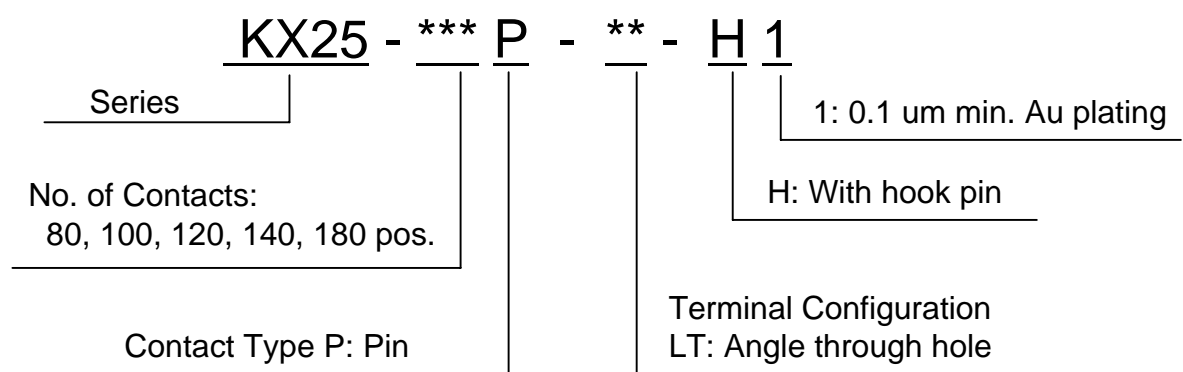
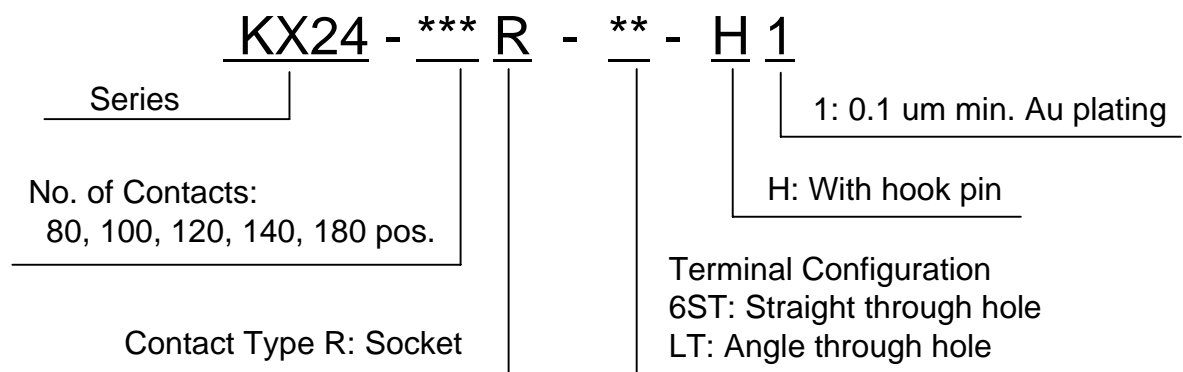
General Specifications

- | | |
|------------------------------------|--------------------------|
| ■ No. of Contacts : | ■ Rated Current: |
| 80, 100, 120, 140, 180 pos. | 0.5A per contact |
| ■ Contact Resistance: | ■ Insulation Resistance: |
| 70m ohm max. (initial) | 100M ohm min.(initial) |
| ■ Dielectric Withstanding Voltage: | ■ Operating Temperature: |
| AC 500V per minute | 40 Deg. C to +80 Deg. C |

Materials and Finishes

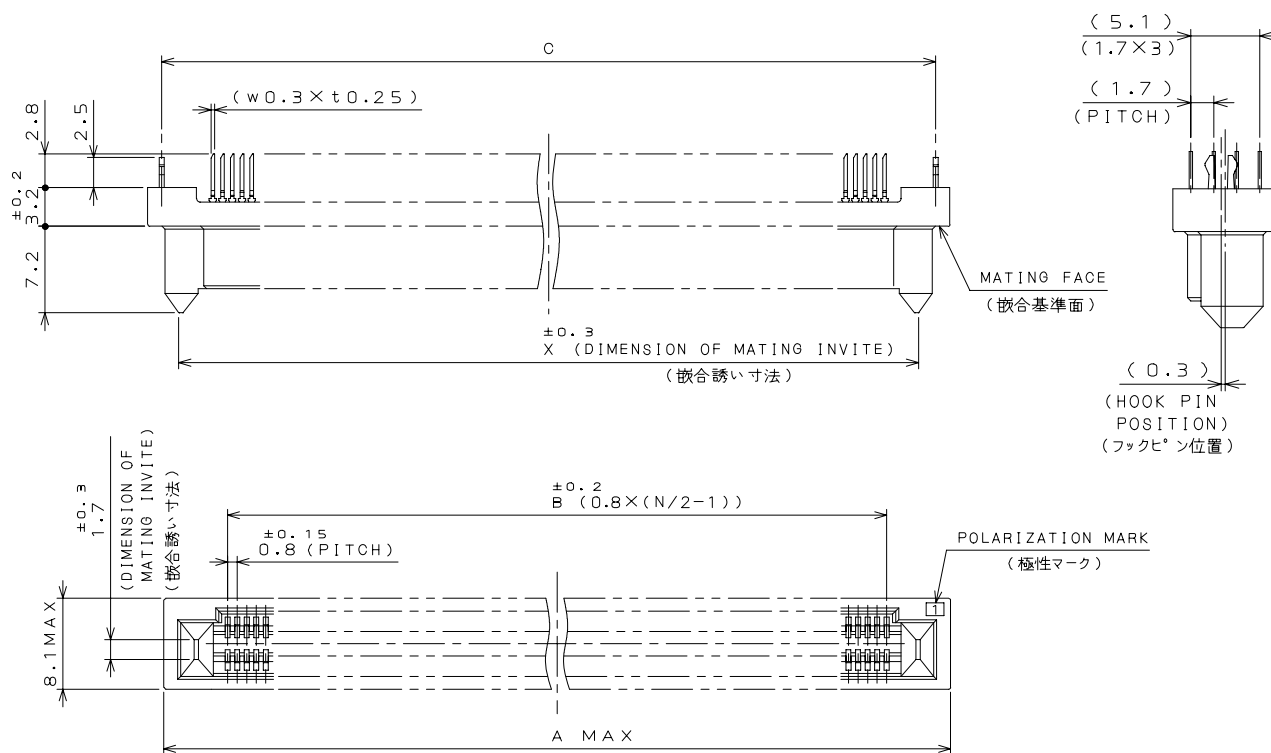
Components	Materials/ Finishes
Insulator	Glass filled PBT
Contact	Copper alloy/ Contact area: 0.1um min. Au plating over Ni, Terminal area: Reflow Sn plating over Ni
Hook Pin	Copper alloy/ Reflow Sn plating
Locator	Glass filled PBT

Ordering Information



KX24-***R-6ST-H1

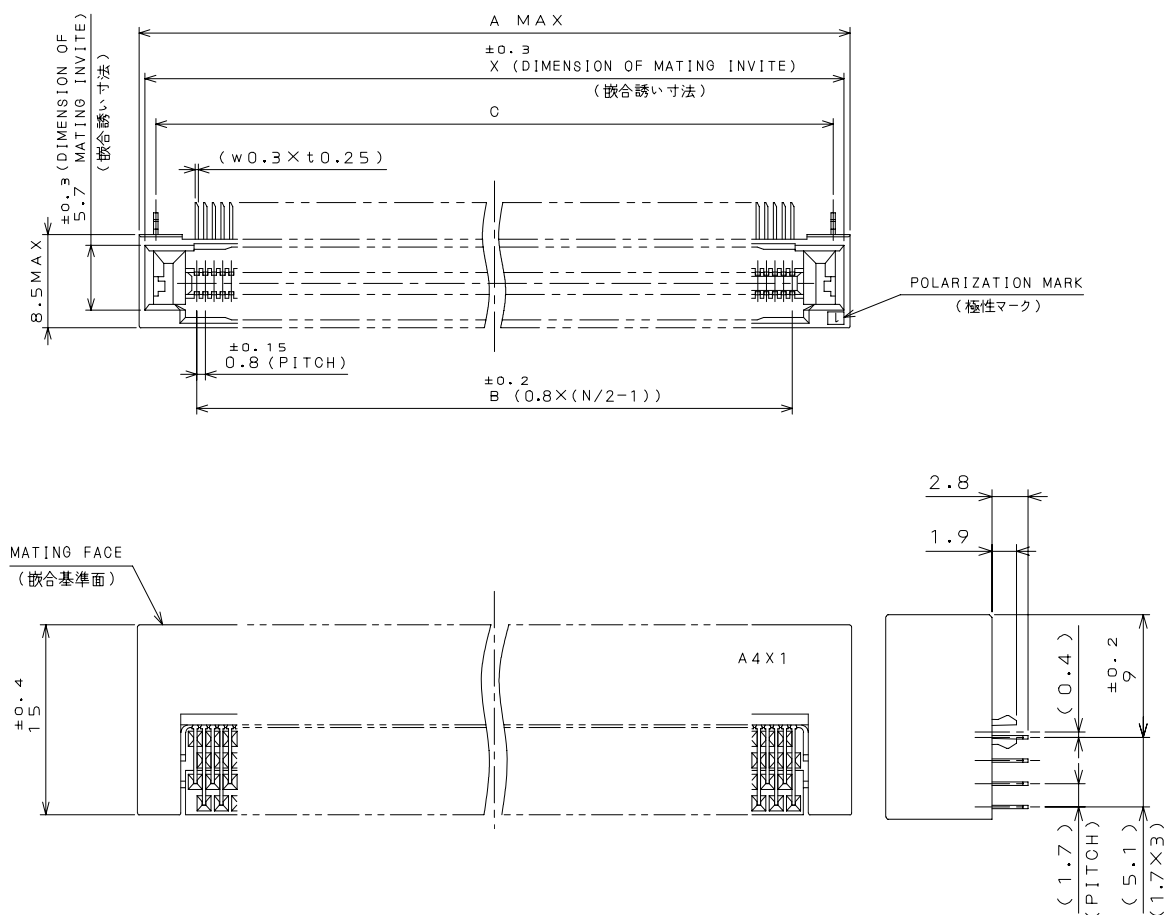
(Receptacle side, Straight type)



NUMBER OF CONTACTS 芯数: N	DIMENSION 寸法			
	A	B	C	X
80	42.2	31.2	39.6	36.8
100	50.2	39.2	47.6	44.8
120	58.2	47.2	55.6	52.8
140	66.2	55.2	63.6	60.8
180	82.2	71.2	79.6	76.8

KX25-***P-LT-H1

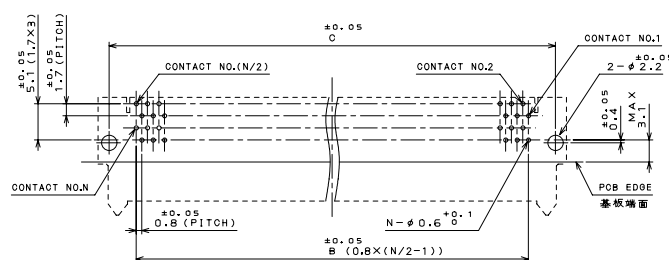
(Pin side, Angle type)



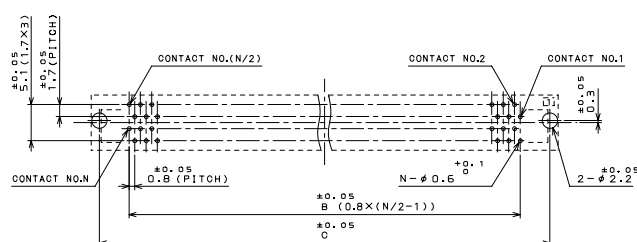
NUMBER OF CONTACTS 芯数: N	DIMENSION 寸法			
	A	B	C	X
80	42.2	31.2	38.8	40.8
100	50.2	39.2	46.8	48.8
120	58.2	47.2	54.8	56.8
140	66.2	55.2	62.8	64.8
180	82.2	71.2	78.8	80.8

<Applicable Board Dimensions>

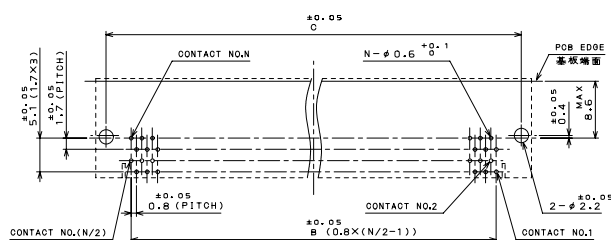
<KX24-***R-LT-H1>



<KX24-***R-6ST-H1>



<KX25-***P-LT-H1>



Drawing Number

Part Number	SJ Drawing	Specifications
KX24-***R-6ST-H1	SJ101384	JACS-10201
KX24-***R-LT-H1	SJ101385	
KX25-***P-LT-H1	SJ101386	

Test Report: SR-C-0510

Japan Aviation Electronics Industry, Limited

Product Marketing Division
Aobadai Building, 3-1-19, Aobadai, Meguro-ku, Tokyo 153-8539
Phone: +81-3-3780-2787 FAX: +81-3-3780-2946

Notice: Products shown in this leaflet are made for the applications listed below. However, if the above-mentioned products are to be used in aerospace devices, marine cable-connection devices, atomic power control systems, medical equipment for life-support systems, or any other specific application requiring extremely high reliability, please contact JAE for further information.

Recommended applications: computers, office machines, measuring devices, telecommunication devices (terminals, mobile devices), AV devices, household applications, FA devices, etc.

Mouser Electronics

Authorized Distributor

Click to View Pricing, Inventory, Delivery & Lifecycle Information:

JAE Electronics:

[KX24-120R-6ST-H1](#) [KX24-80R-LT-H1](#) [KX25-80P-LT-H1](#) [KX24-80R-6ST-H1](#) [KX24-100R-LT-H1](#) [KX25-180P-LT-H1](#)
[KX25-140P-LT-H1](#) [KX24-100R-6ST-H1](#) [KX24-120R-LT-H1](#) [KX25-100P-LT-H1](#) [KX24-140R-6ST-H1](#)