



0.5mm pitch stroke connector conforming to USB2.0 Standard

CONNECTOR

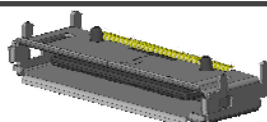
MB-0111-5

November 2006



DD1 Series

RoHS Compliant


[Plug]



Reverse type

Standard type
[Receptacle]

Angle type



Tilted type

[Cradle]

The DD1 series of connectors are single-line rectangular I/O connectors with 0.5mm pitch stroke conforming to USB2.0 Standard.

Features

- Enhanced twisting resistance at mating/ unmating through equipping a guide rail
- Secure ground connection for EMI prevention
- Conforms to transmission specified in USB2.0 Standard
- PB free

Receptacle

- Occupied volume on chassis was considered at design and small package was achieved.
- Available in standard and reverse mounting type to respond to various mounting situations.
- Hot-plug structure
- Available on embossed tape for automatic mounting

Cradle

- Available in two types. Angle type, which expands cradle designing capacity, and tilted type, slanted at a 75 degree angle to the board.
- 13.8mm depth was achieved, which enables minimizing the occupied area on PCB
- Alignment guide structure: guide range of 1.0mm min. (receptacle ↔ cradle)
- Angle type available on embossed tape for automatic mounting.
Tilted type available in exclusive tray.

Plug

- Side-lock type
- Simple part structure enables simple wire termination.
- Standard cable diameter 5.0mm. Cables with other diameters can also be applied.

General Specifications

- | | |
|------------------------------------|---------------------------------|
| ■No. of contacts : 30 pos. | ■Rated current: for signal 0.5A |
| ■Contact resistance: | for power 1.0A |
| 50m ohm max. (initial) | |
| ■Dielectric withstanding voltage : | ■Rated voltage: AC 30Vr.m.s |
| DC500V per minute | ■Operating temperature: |
| ■Insulation resistance: | -25 Deg. C to +75 Deg. C |
| 1,000M ohm min. (initial) | ■Mating cycle: 10,000 times |

Materials and Finishes

Receptacle

Components	Materials/ Finishes
Contact	Copper alloy/ Contact: Au plating over Ni Terminal: Au flash plating over Ni
Insulator	Glass filled nylon resin
Shell	Stainless steel/ Sn plating over Ni

Cradle

Components	Materials/ Finishes
Contact	Copper alloy/ Contact: Au plating over Ni Terminal: Au flash plating over Ni
Insulator	Glass filled nylon resin
Shell	Stainless steel/ Main frame: Ni plating Through-hole: Sn plating over Ni
Through-hole Plate	Copper alloy/ Main frame: Ni plating Through-hole: Sn plating over Ni

Plug

Components	Materials/ Finishes
Contact	Copper alloy/ Contact: Au plating over Ni Terminal: Au flash plating over Ni
Insulator	Glass filled nylon resin
Shell	Stainless steel/ Ni plating
Hood	Glass filled polycarbonate/ Color: Black
Lock Spring	Stainless steel/ Ni plating
Clamp Barrel	Copper alloy/ Ni plating
Bushing	PVC/ Color: Black

Ordering Information

■ Receptacle

DD1	-	R	030	H	A	1
Series						
R: Receptacle						
No. of contacts: 30 pos.						
Connection type						
H: With hold down, J: Without hold down						
						Modification Code
						1: Standard mounting type, 7: Reverse mounting type
						Plating specification
						A: Contact area: Au plating: 0.1um min., Terminal area: Au flash plating

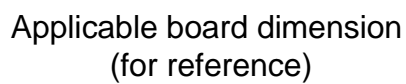
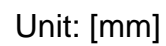
■ Cradle

DD1	-	B	030	H	A	1
Series						
B: Cradle						
No. of contacts: 30 pos.						
						Modification Code
						Plating specification
						A: Contact area: Au plating: 0.1um min., Terminal area: Au flash plating
						Connection type
						H: With hold down, V: 75 degree tilted type

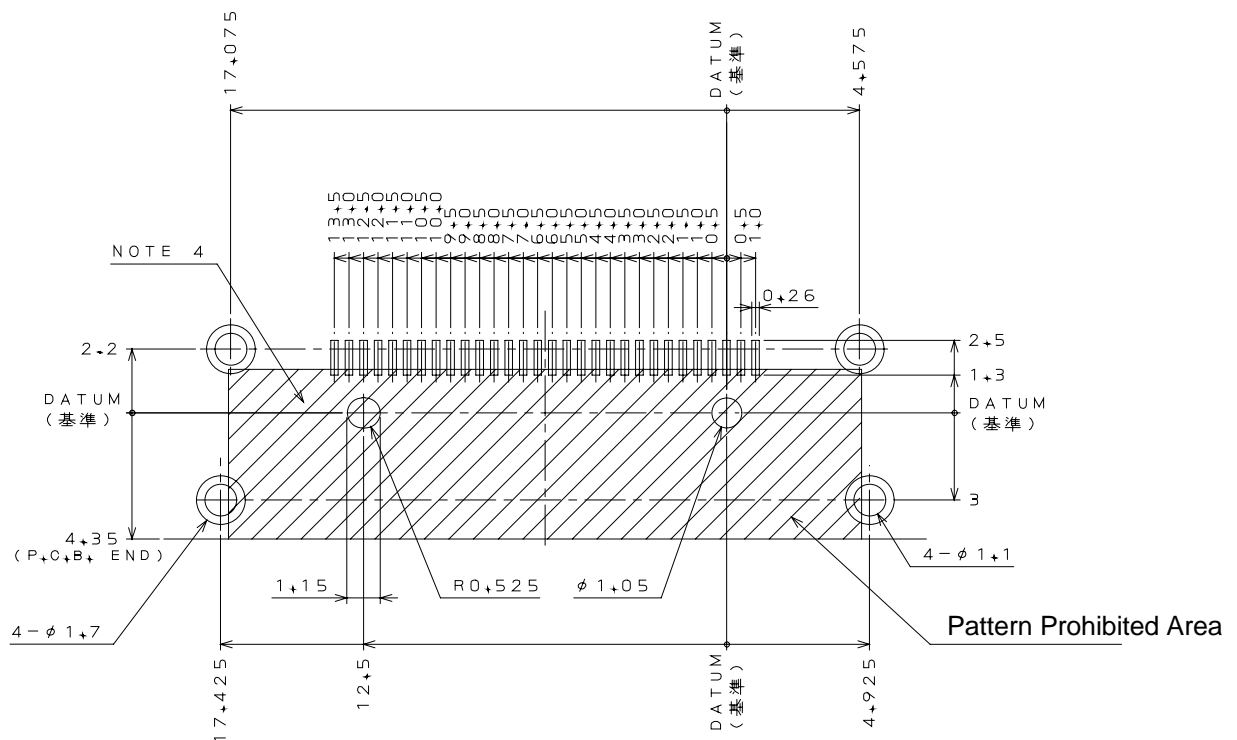
■ Plug

DD1	-	P	030	M	A	1
Series						
P: Plug						
No. of contacts: 30 pos.						
						Modification Code
						Plating specification
						A: Contact area: Au plating: 0.1um min., Terminal area: Au flash plating
						Connection type
						M: Soldered to cable

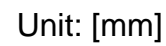
Part Number	Board anchoring method			SJ Drawing	Specification
	Hold-down	Through-hole	Boss		
DD1R030HA1	2	2	2	SJ100601	JACS-3285
DD1R030JA7	-	4	2	SJ106061	
DD1B030HA1	2	4	2	SJ100602	
DD1B030VA1	-	6	-	SJ102068	
DD1P030MA1	-	-	-	SJ100603	



Unit: [mm]



Applicable board dimension
(for reference)

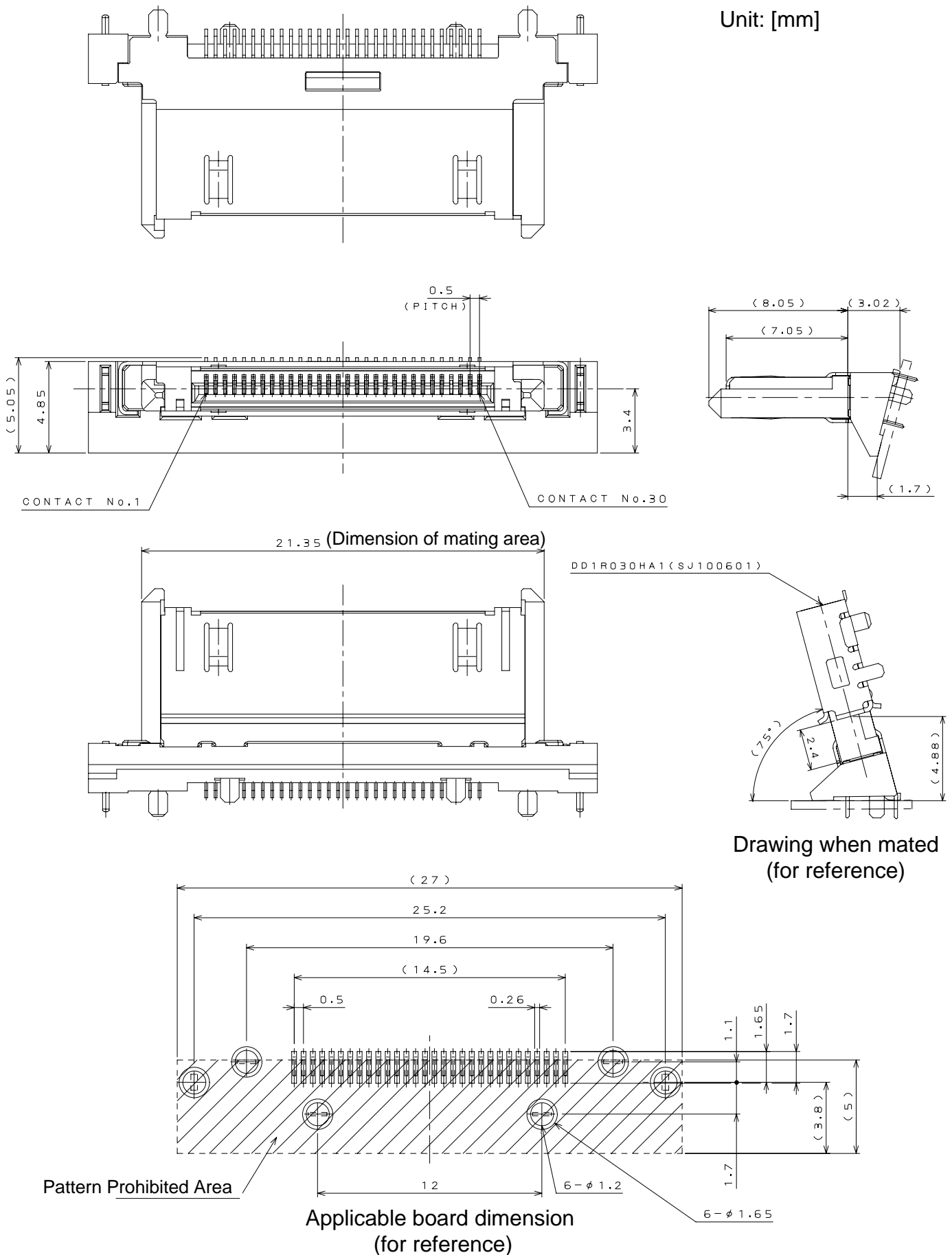


6/8

Cradle: DD1B030VA1

SJ Drawing No.: SJ102068

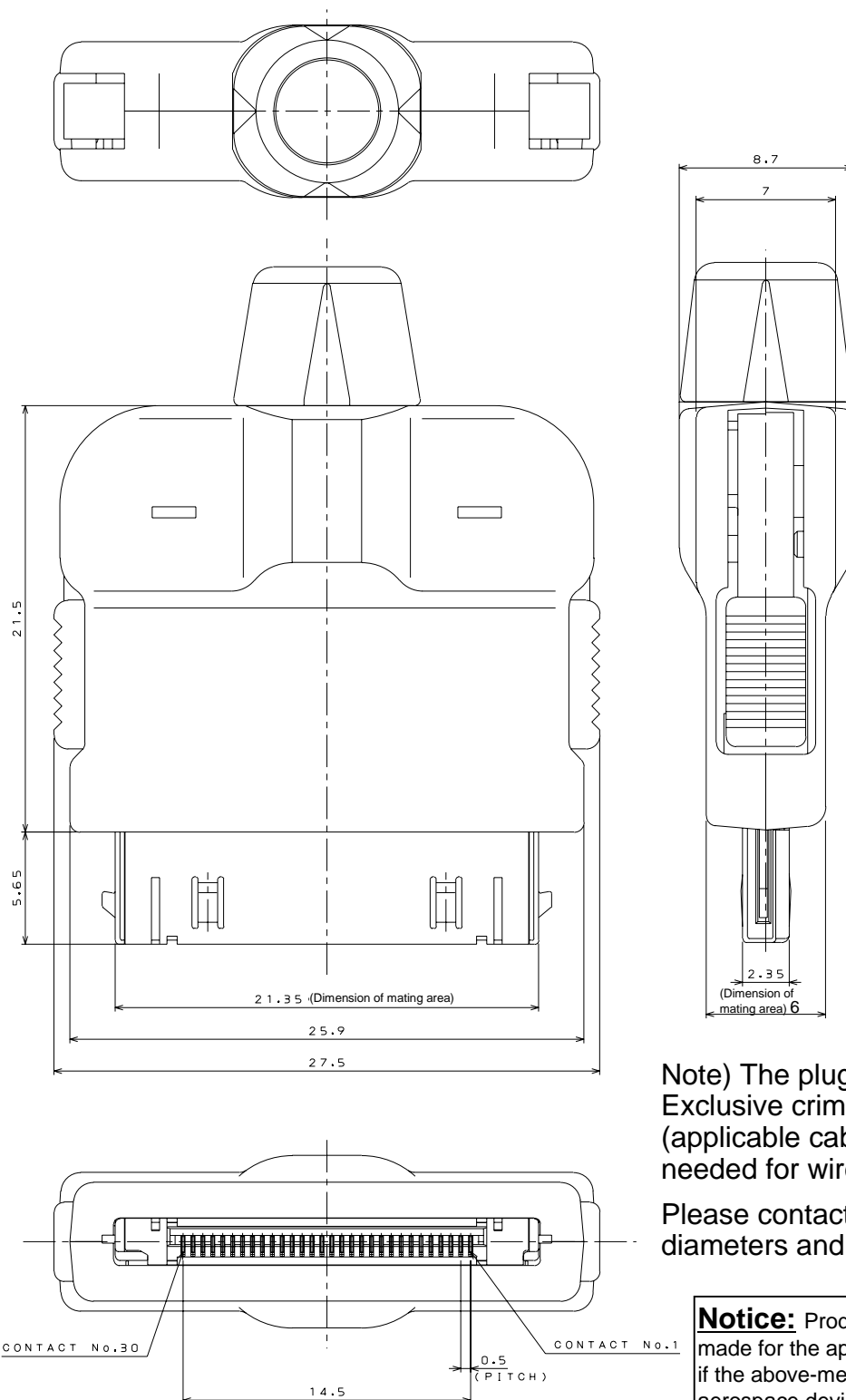
Unit: [mm]



Plug: DD1P030MA1

SJ Drawing No.: SJ100603

Unit: [mm]



Note) The plug is shipped in plug only.
Exclusive crimp tool CT150-6-RH07
(applicable cable diameter 5.0 mm) is
needed for wire connection and assembly.

Please contact us for other cable
diameters and further information.

Notice: Products shown in this leaflet are made for the applications listed below. However, if the above-mentioned products are to be used in aerospace devices, marine cable-connection devices, atomic power control systems, medical equipment for life-support systems, or any other specific application requiring extremely high reliability, please contact JAE for further information.

Recommended applications: computers, office machines, measuring devices, telecommunication devices (terminals, mobile devices), AV devices, household applications, FA devices, etc.

Japan Aviation Electronics Industry, Limited

Product Marketing Division

Aobadai Building, 3-1-19, Aobadai, Meguro-ku, Tokyo 153-8539

Phone: +81-3-3780-2787 FAX: +81-3-3780-2946

Mouser Electronics

Authorized Distributor

Click to View Pricing, Inventory, Delivery & Lifecycle Information:

[JAE Electronics:](#)

[DD1P030MA1](#)