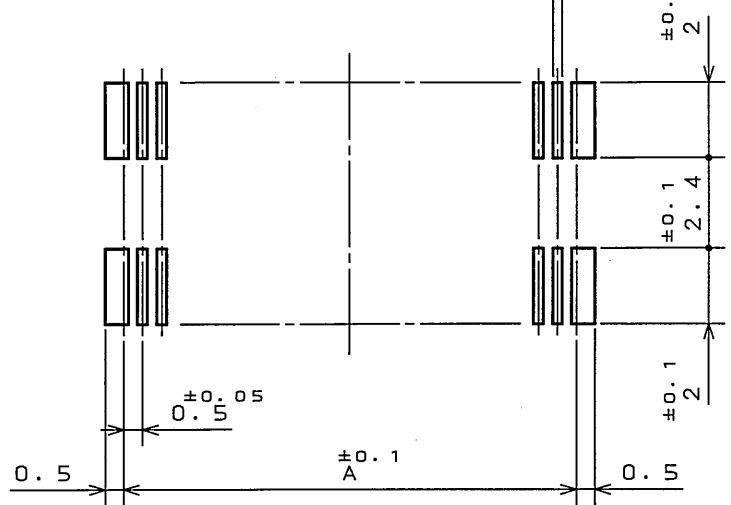
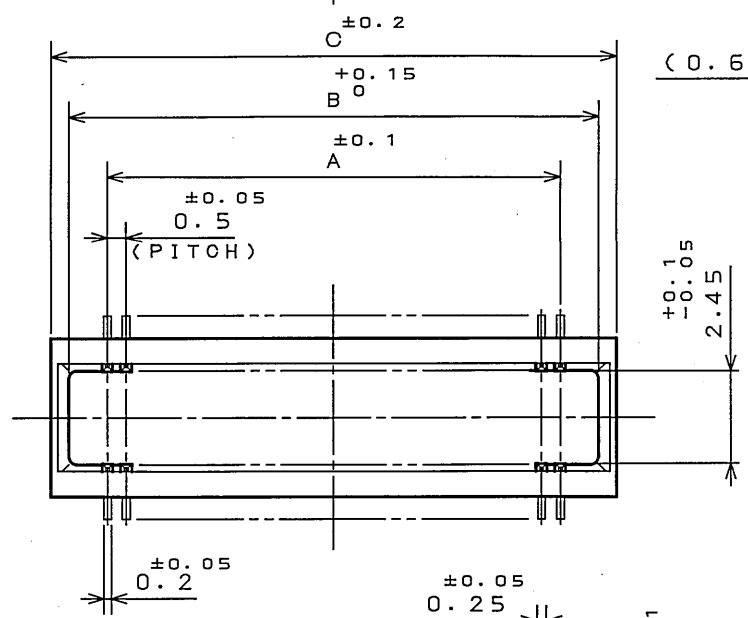
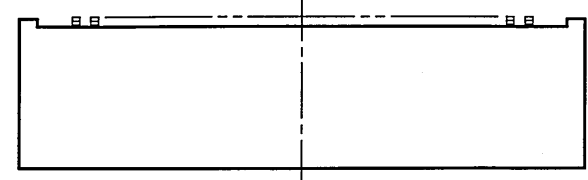
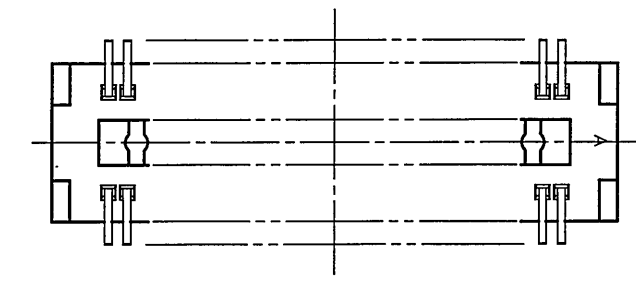
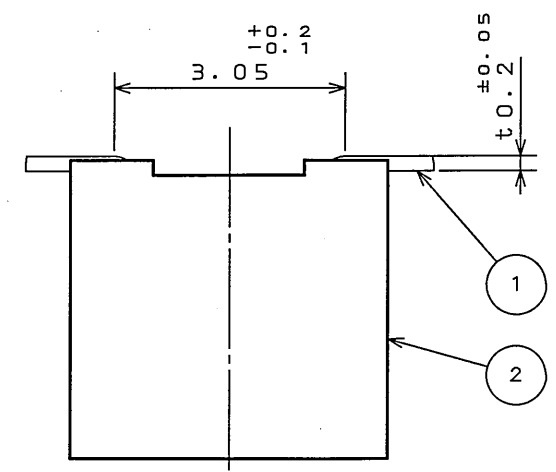
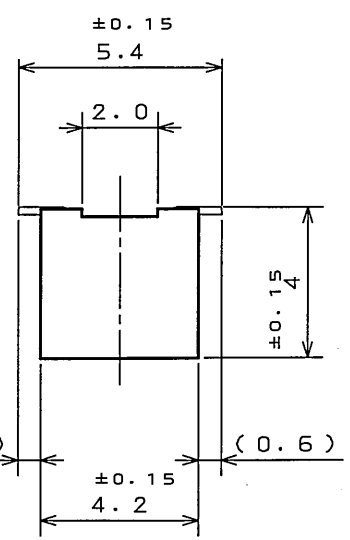


65E001PS
(ON 0NIMVHD)台要図

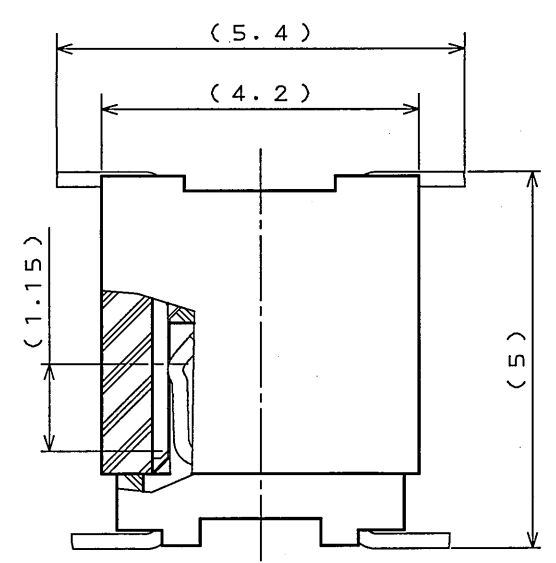
版数 REV.	年月日 DATE	DCN NO.	変更内容 DESCRIPTION	製図 DR.	担当 CHK.	査閲 APPD.	承認 APPD.



APPLICABLE P.C.B. DIMENSION(REF.)
(CONNECTOR MOUNTING SIDE)



(SCALE 10:1)



MATED CONDITION(REF.)
(SCALE 10:1)

TABLE 1

No. OF CONTACT(N)	A	B	C
30	7.0	9.0	10.0
40	9.5	11.5	12.5
50	12.0	14.0	15.0
60	14.5	16.5	17.5
70	17.0	19.0	20.0
80	19.5	21.5	22.5
120	29.5	31.5	32.5

TABLE 2

FINISH	CONTACT AREA	TERMINAL AREA
N 1	GOLD(0.1μm MIN) OVER NICKEL	GOLD FLASH OVER NICKEL

NOTE 1. COPLANARITY IS AS PER
APPLICABLE SPECIFICATION.

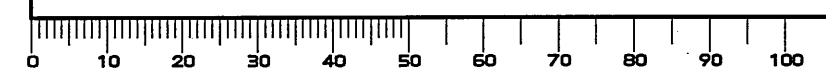
注1. 端子の振れ規定は適用仕様書による。

2	INSULATOR	1	GLASS FILLED PPS		COLOR:BLACK
1	CONTACT	N	PHOSPHOR BRONZE	TABLE 2	
符号 NO.	名称 DESCRIPTION	個数 QTY.	材料 MATERIAL	仕上 FINISH	備考 REMARKS
仕様書(SPECIFICATION)	JACS-1385-*	第1版(ORIGINAL DATE)	4.Dec.2003	度(SCALE)	シリーズ(SERIES)
公差(GENERAL TOLERANCE)		製図 DR.	M.TANAKA	名称(TITLE)	Reference Only
寸法(DIMENSION)	角度(ANGLES)	担当 CHK.	T.SHIODA	WR-*P-VF50-N1	
. ±0.8	X° ±	査閲 APPD.	K. Kawase	重量(WEIGHT)	
.X ±0.4	X°X' ±	承認 APPD.	S. Kashiwagi		
.XX ±0.1					
.XXX ±					

LEAD FREE この製品は鉛フリー品です

JAE CONNECTOR DIV. PROPRIETARY.
COPYRIGHT (C) 2003, JAPAN AVIATION ELECTRONICS INDUSTRY, LTD.

DOF-0-212E(03.08)



Mouser Electronics

Authorized Distributor

Click to View Pricing, Inventory, Delivery & Lifecycle Information:

[JAE Electronics:](#)

[WR-50P-VF50-N1](#) [WR-60P-VF50-N1](#) [WR-70P-VF50-N1](#)