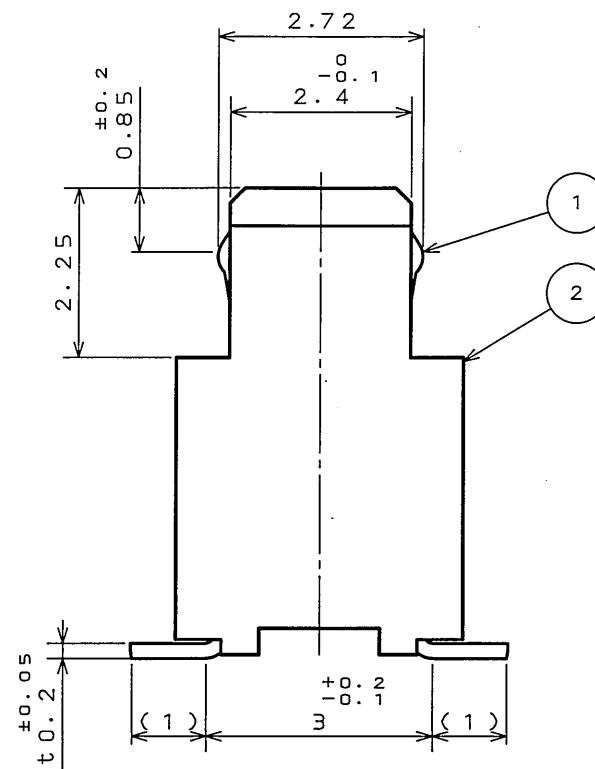
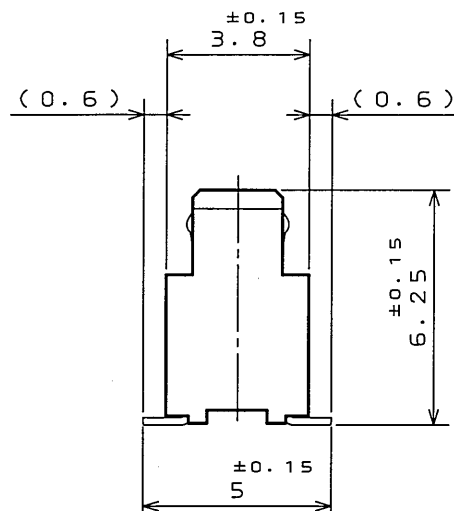
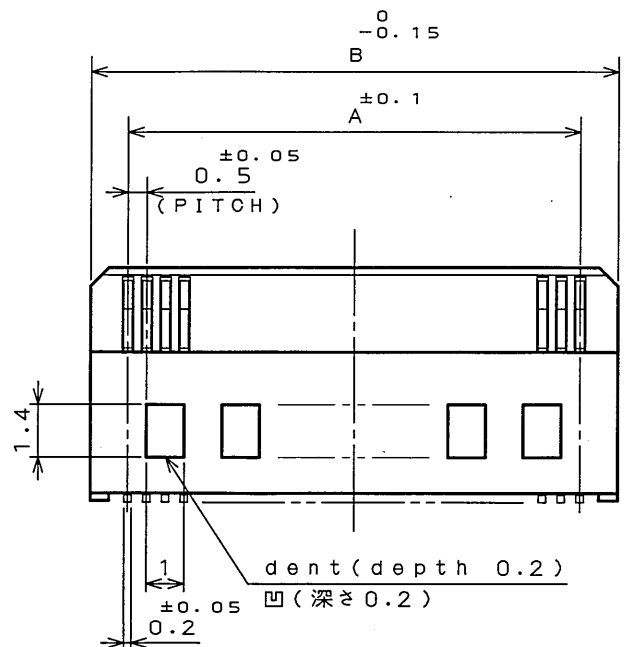
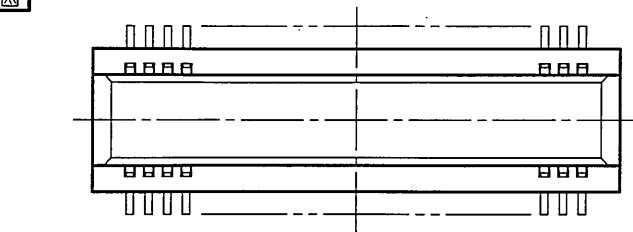


ES0019S
(ON 01MVAR0)号表図

版数 REV.	年月日 DATE	DCN NO.	変更内容 DESCRIPTION	製図 DR.	担当 CHK.	査閲 APPD.	承認 APPD.



(SCALE 10:1)

TABLE 1

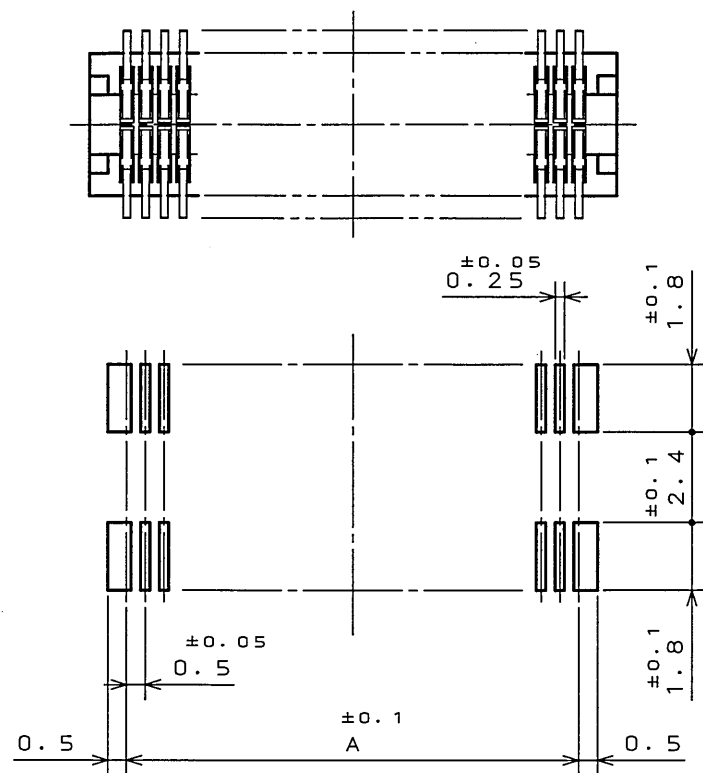
NO. OF CONTACTS	A	B
30	7.0	9.0
40	9.5	11.5
50	12.0	14.0
60	14.5	16.5
64	15.5	17.5
70	17.0	19.0
80	19.5	21.5
100	24.5	26.5
120	29.5	31.5

TABLE 2

FINISH	CONTACT AREA	TERMINAL AREA
N1	GOLD (0.1μm MIN) OVER NICKEL	GOLD FLASH OVER NICKEL

NOTE1. COPLANARITY IS AS PER APPLICABLE SPECIFICATION.

注1. 端子の振れ規定は適用仕様書による。



APPLICABLE P.C.B. DIMENSIONS(REF.)

適合基板寸法(参考)

2	INSULATOR	1	GLASS FILLED LCP	UL94V-0 COLOR:BLACK
1	CONTACT	N	COPPER ALLOY	TABLE 2
符号 NO.	名称 DESCRIPTION	個数 QTY.	材料 MATERIAL	仕上 FINISH
仕様書(SPECIFICATION)	JACS-1385-*	第1版(ORIGINAL DATE) 4.Dec.2003	名称(TITLE) WR-*S-VFH30-N1	備考 REMARKS
公差差(GENERAL TOLERANCE)	寸法(DIMENSION)	角度(ANGLES)	製図 DR.	担当 CHK.
. ±0.8	×° ±	×°×' ±	M.TANAKA	T.SHIODA
.X ±0.4				
.XX ±0.1				
.XXX ±				
			査閲 APPD.	承認 APPD.
			K. Kawanishi	S. Kashinaga
			重量(WEIGHT)	

LEAD FREE この製品は鉛フリーです

JAE CONNECTOR DIV. PROPRIETARY.
COPYRIGHT (C) 2003, JAPAN AVIATION ELECTRONICS INDUSTRY, LTD.

DOF-0-212E(03.08)



Mouser Electronics

Authorized Distributor

Click to View Pricing, Inventory, Delivery & Lifecycle Information:

[JAE Electronics:](#)

[WR-100S-VFH30-N1](#)