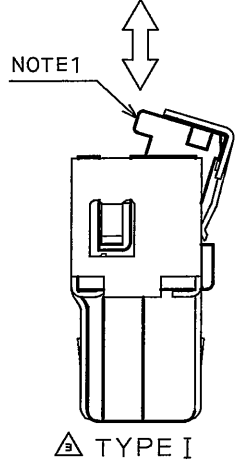
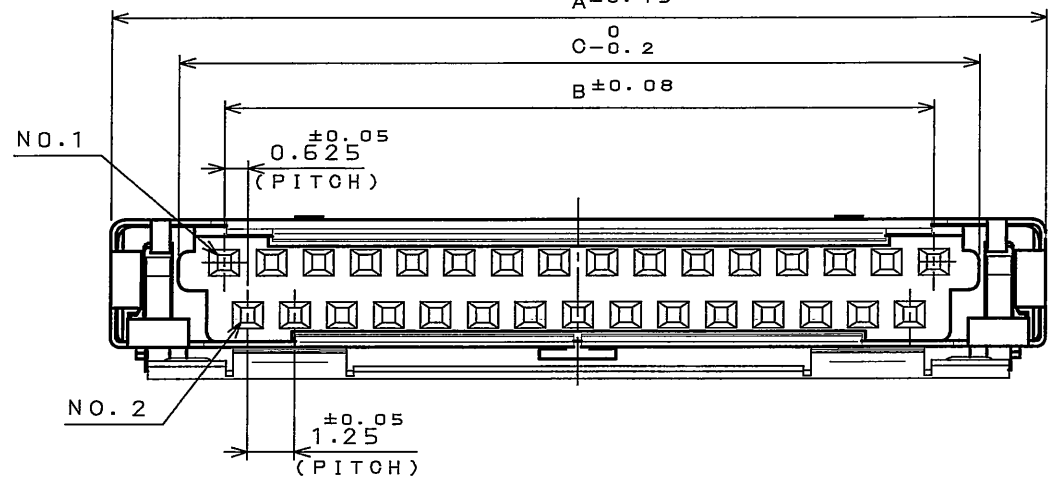
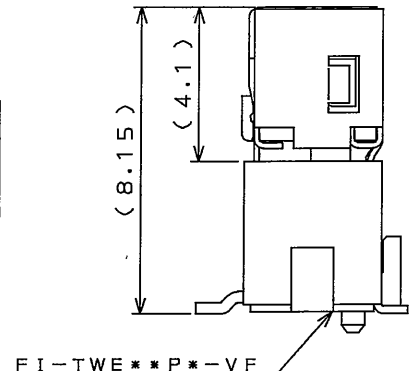
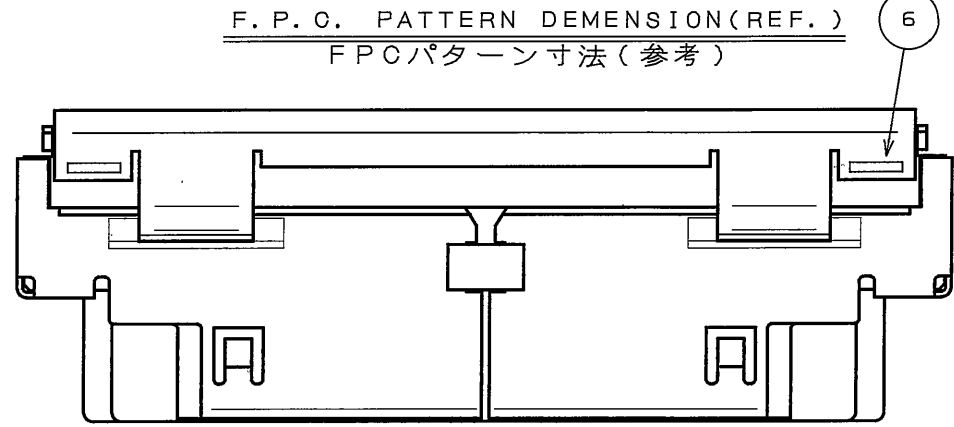
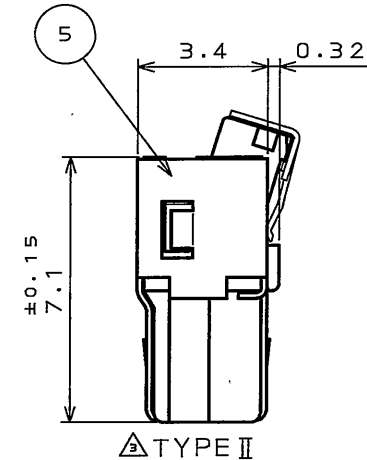
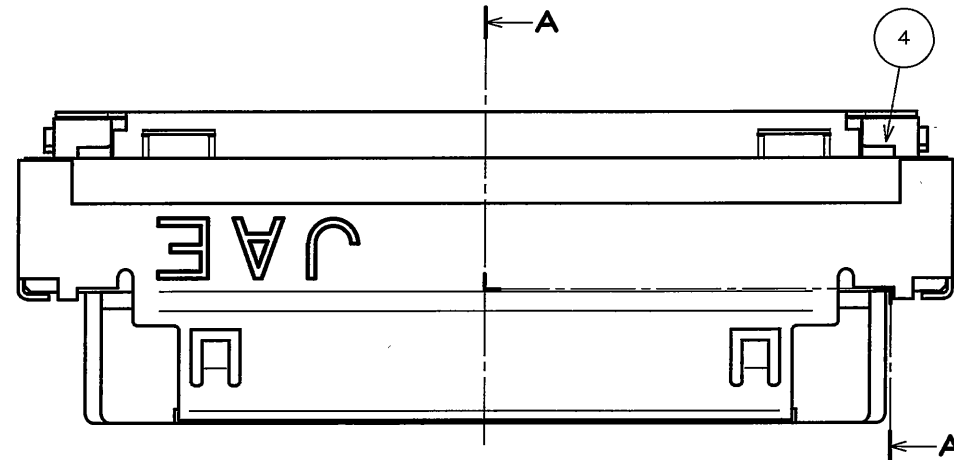
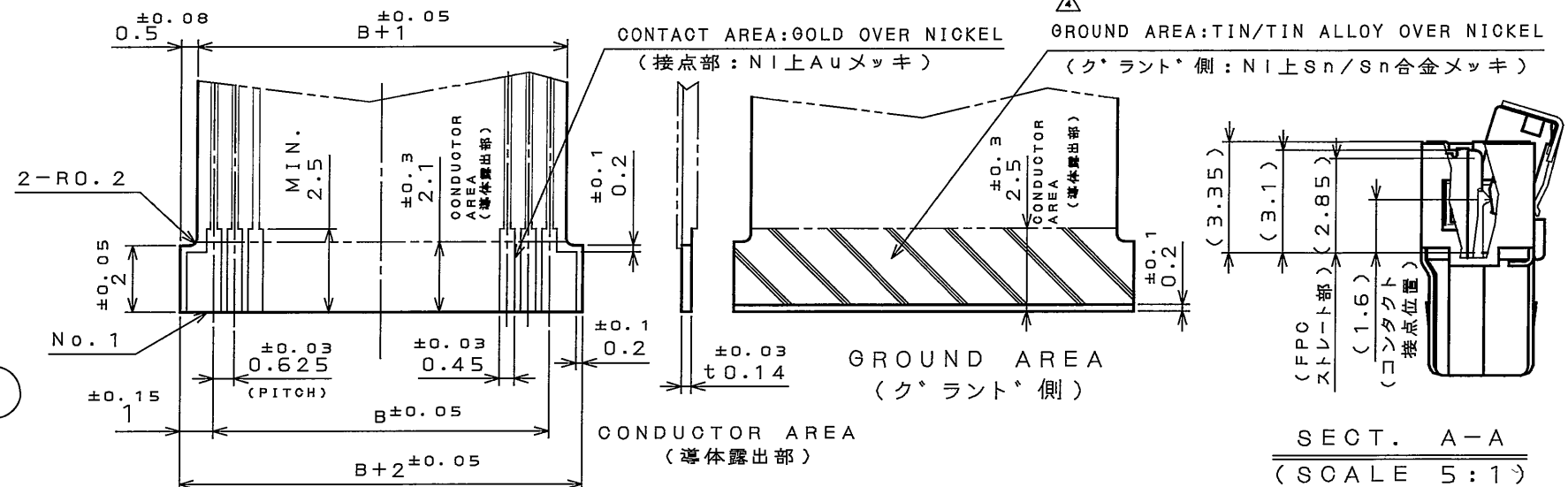
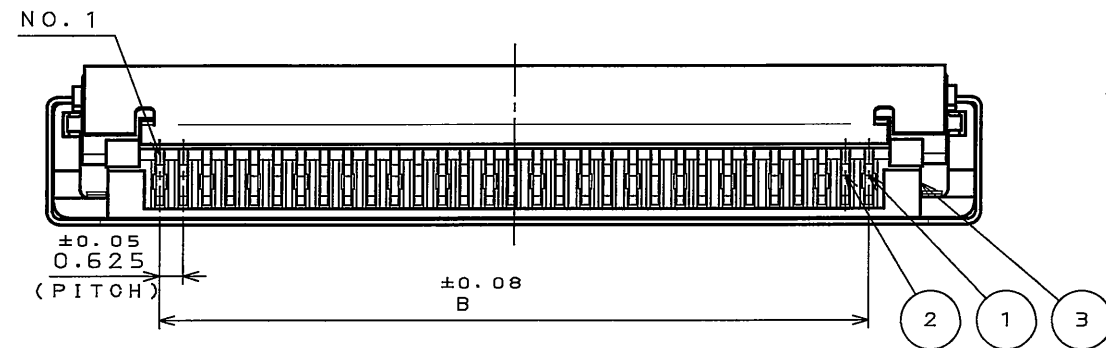


L78900RS
(DRAWING NO.)

版数 REV.	年月日 DATE	DCN NO.	変更内容 DESCRIPTION	製図 DR.	担当 CHK.	査閲 APPD.	承認 APPD.
2	23.Feb.2004	054445	ADD AN 21-CONTACT CONNECTOR.		T.YAMAJI	M.SUZUKI	Y.ICHIIYAMA
3	29.Sep.2004	055829	ADD TYPE I	H.SAKURADA	M.YAMASHITA	M.SUZUKI	K.HISATOMI
4	27.Jan.2005	056608	PLATING SPECIFICATION ADDITION		M.YAMASHITA	M. Suzuki	K. Hisatomi

SIGNAL AREA
(信号側)



COUNTERPART CONNECTOR
相手側コネクタ

DIMENSION		A	B	C	SHELL FORM	INSURATOR MATERIAL	NOTE1
NO. OF CONTACTS(N)							
21		18.50	12.50	14.90	TYPE I	GLASS FILLED PBT	WITH BOSS
31		24.75	18.75	21.15	TYPE II	GLASS FILLED PBT	WITHOUT BOSS

6	SHELL 2	1	COPPER ALLOY	TIN	
5	SHELL 1	1	COPPER ALLOY	TIN	
4	SLIDER	1	GLASS FILLED PPS		UL94V-0
3	INSULATOR	1	TABLE 1		UL94V-0
2	CONTACT2	(N-1)/2	COPPER ALLOY	GOLD OVER NICKEL	
1	CONTACT1	(N+1)/2	COPPER ALLOY	GOLD OVER NICKEL	
符号 NO.	名称 DESCRIPTION	個数 QTY.	材料 MATERIAL	仕上 FINISH	備考 REMARKS

仕様書(SPECIFICATION)	第1版(ORIGINAL DATE) 9.Apr.2002	尺度(SCALE) 5:1	シリーズ(SERIES) FI	日本航空電子工業株式会社 JAPAN AVIATION ELECTRONICS INDUSTRY, LTD.
製造 DR.		名称(TITLE) FI-WE**MVA1		
公差(GENERAL TOLERANCE)	担当 CHK. M.KIKUCHI			
寸法(DIMENSION)	査閲 APPD. A.KIMURA			
角度(ANGLES)	承認 APPD. H.AMEMIYA			
. ±0.8				
.X ±0.4				
.XX ±0.1				
.XXX ±				
質量(MASS)				

LEAD FREE この製品は鉛フリー品です

JAE CONNECTOR DIV. PROPRIETARY.
COPYRIGHT (C) 2002, JAPAN AVIATION ELECTRONICS INDUSTRY, LTD.

DOF-0-212E(03.08)

0 10 20 30 40 50 60 70 80 90 100

Mouser Electronics

Authorized Distributor

Click to View Pricing, Inventory, Delivery & Lifecycle Information:

[JAE Electronics:](#)

[FI-WE31MVA1](#)