

図面番号 (DRAWING NO.) SJ100341

版数 REV.	年月日 DATE	DCN NO.	変更内容 DESCRIPTION	製図 DR.	担当 CHK.	査閲 APPD.	承認 APPD.

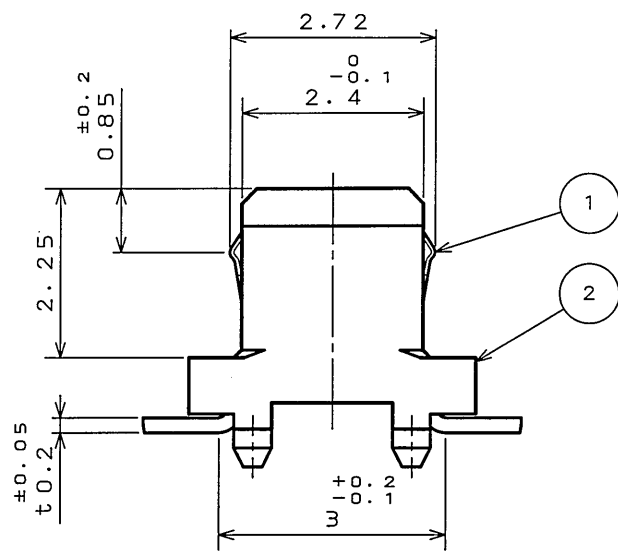
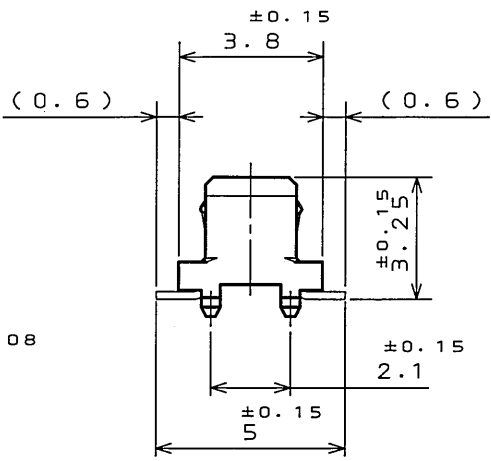
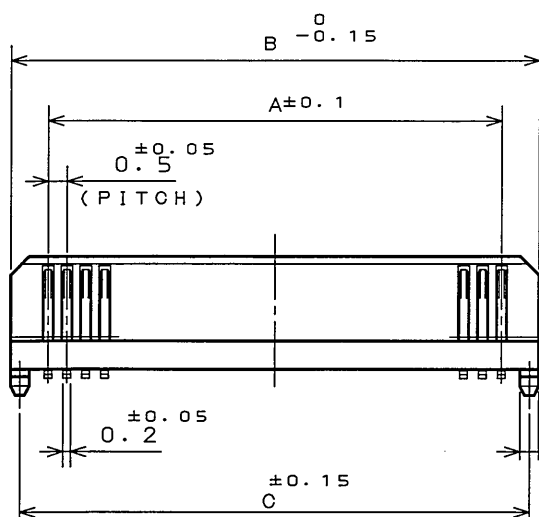
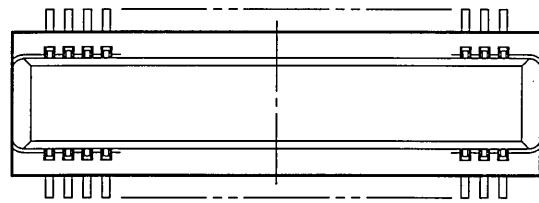


TABLE 1

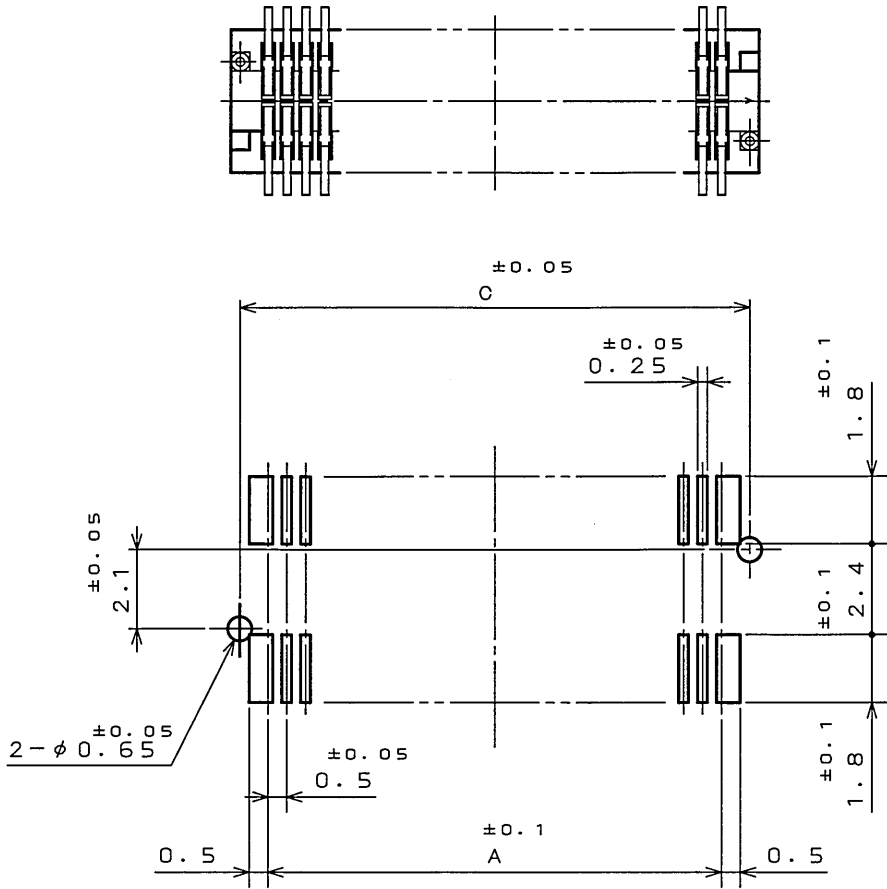
NUMBER OF CONTACTS (N)	A	B	C
16	3.5	5.5	5.0
20	4.5	6.5	6.0
30	7.0	9.0	8.5
36	8.5	10.5	10.0
40	9.5	11.5	11.0
50	12.0	14.0	13.5
60	14.5	16.5	16.0
70	17.0	19.0	18.5
80	19.5	21.5	21.0
100	24.5	26.5	26.0
120	29.5	31.5	31.0
160	39.5	41.5	41.0

TABLE 2

仕上記号 FINISH	接触部仕上 CONTACT AREA	端子部仕上 TERMINAL AREA
N 1	GOLD (0.1μm MIN) OVER NICKEL	GOLD FLASH OVER NICKEL

NOTE1. COPLANARITY IS AS PER APPLICABLE SPECIFICATION.

注1. 端子の振れ規定は適用仕様書による。



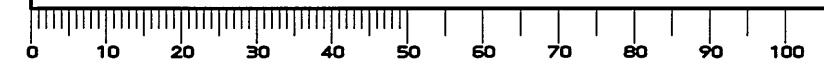
APPLICABLE P.C.B. DIMENSION (REF.)  
適合基板寸法 (参考)

2	INSULATOR	1	GLASS FILLED LCP	UL94V-0 COLOR: BLACK
1	CONTACT	SEE TABLE-1	PHOSPHOR BRONZE	SEE TABLE-2
符号 NO.	名称 DESCRIPTION	個数 QTY.	材料 MATERIAL	仕上 FINISH
仕様書 (SPECIFICATION)	第1版 (ORIGINAL DATE) 4.Dec.2003	製図 DR.	M.TANAKA	名称 (TITLE) WR-*SB-VF-N1
公差 (GENERAL TOLERANCE)	担当 CHK.	T.SHIODA	査閲 APPD.	承認 APPD.
寸法 (DIMENSION)	角度 (ANGLES)			
. ±0.8	×° ±			
.X ±0.4	×° ±			
.XX ±0.1				
.XXX ±				
重量 (WEIGHT)				

LEAD FREE この製品は鉛フリー品です

JAE CONNECTOR DIV. PROPRIETARY.  
COPYRIGHT (C) 2003, JAPAN AVIATION ELECTRONICS INDUSTRY, LTD.

DOF-0-212E (03.08)



# Mouser Electronics

Authorized Distributor

Click to View Pricing, Inventory, Delivery & Lifecycle Information:

[JAE Electronics:](#)

[WR-100SB-VF-N1](#) [WR-20SB-VF-N1](#)