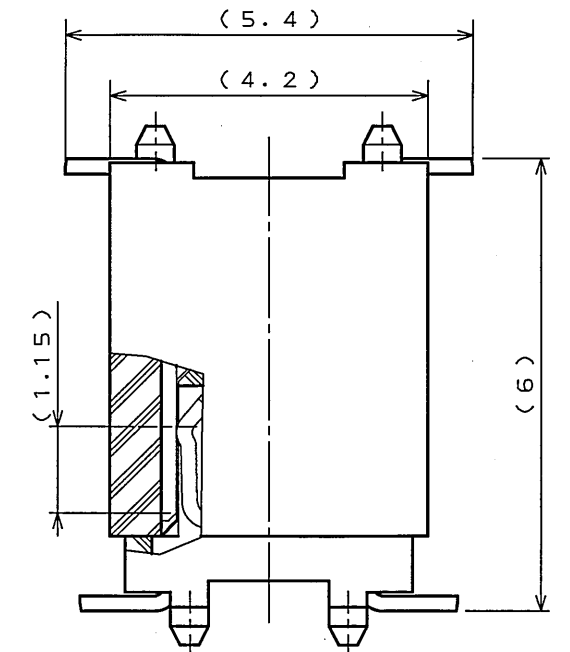
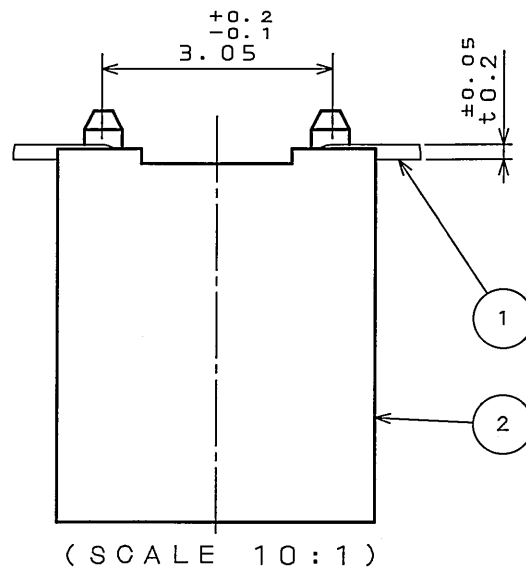
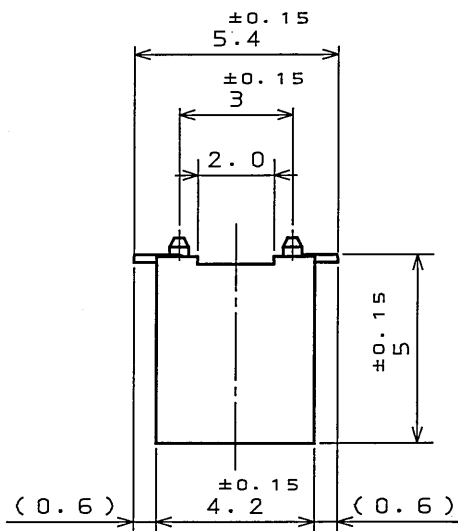
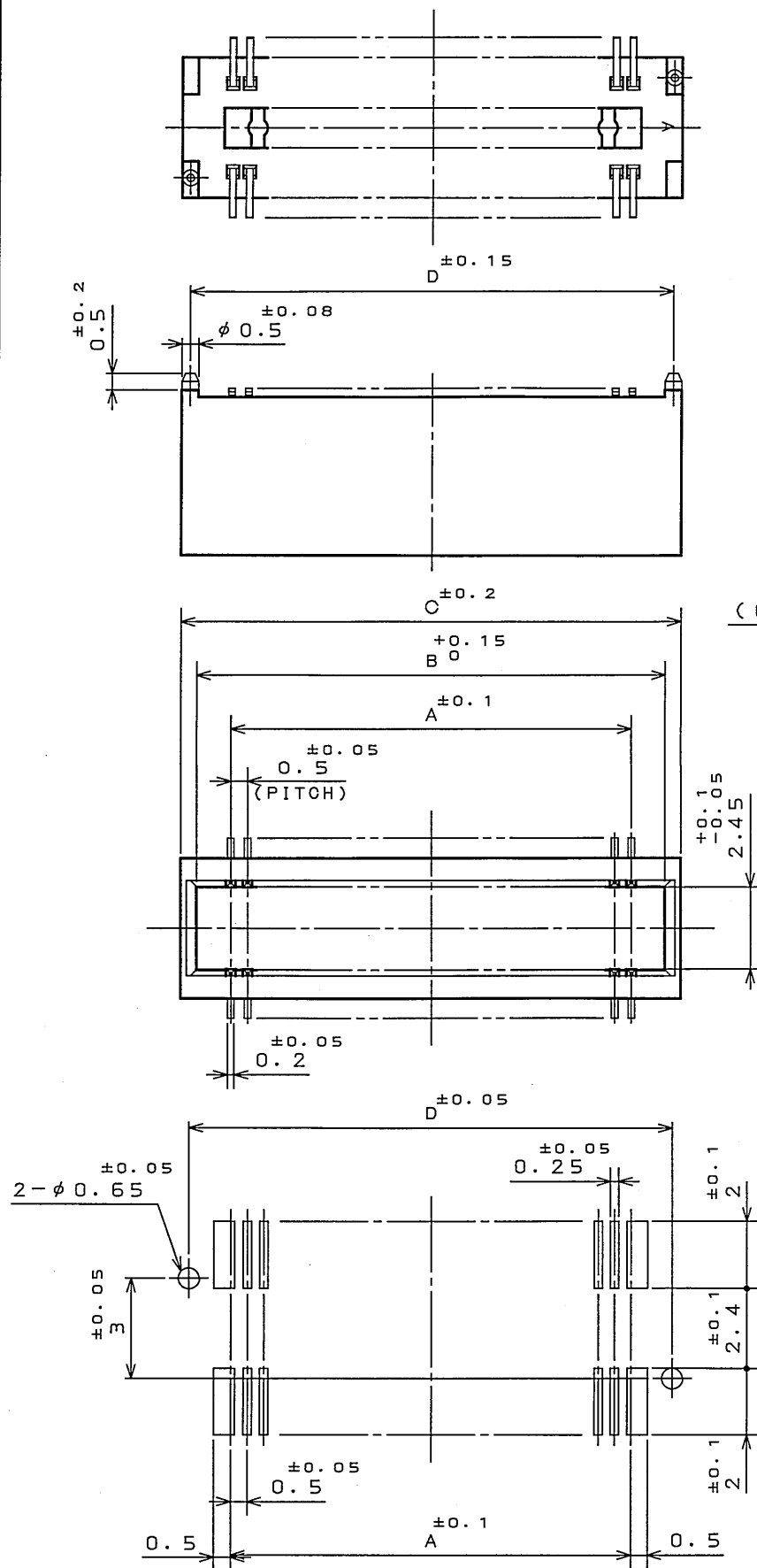


図面番号 (DRAWING NO.) SJ100394

版数 REV.	年月日 DATE	CON NO.	変更内容 DESCRIPTION	製図 DR.	担当 CHK.	査閲 APPD.	承認 APPD.



MATED CONDITION (REF.)

TABLE 1

No. OF CONTACTS(N)	A	B	C	D
30	7.0	9.0	10.0	9.5
40	9.5	11.5	12.5	12.0
50	12.0	14.0	15.0	14.5
60	14.5	16.5	17.5	17.0
80	19.5	21.5	22.5	22.0
100	24.5	26.5	27.5	27.0
120	29.5	31.5	32.5	32.0
130	32.0	34.0	35.0	34.5

TABLE 2

FINISH	CONTACT AREA	TERMINAL AREA
N 1	GOLD(0.1μm MIN) OVER NICKEL	GOLD FLASH OVER NICKEL

NOTE 1. COPLANARITY IS AS PER APPLICABLE SPECIFICATION.

注1. 端子の振れ規定は適用仕様書による。

APPLICABLE P.C.B. DIMENSION (REF.)  
(CONNECTOR MOUNTING SIDE)

LEAD FREE この製品は鉛フリー品です

2	INSULATOR	1	GLASS FILLED PPS	COLOR: BLACK	
1	CONTACT	N	PHOSPHOR BRONZE	TABLE 2	
符号 NO.	名称 DESCRIPTION	個数 QTY.	材料 MATERIAL	仕上 FINISH	備考 REMARKS
仕様書 (SPECIFICATION)		第1版 (ORIGINAL DATE) 4.Dec.2003		JAE-CONNECTOR.COM 5:1 WR	
JACS-1385-*		製図 DR.	S.MIURA	日本航空電子工業株式会社	
公差 (GENERAL TOLERANCE)		担当 CHK.	T.SHIODA	Reference Only JAE AVIATION	
寸法 (DIMENSION)		査閲 APPD.	K. Kawase	ELECTRONICS	
. ±0.8		承認 APPD.	S. Kashinagi	INDUSTRY, LTD.	
.X ±0.4				図面番号 (DRAWING NO.)	
.XX ±0.1				SJ100394	
.XXX ±					

JAE CONNECTOR DIV. PROPRIETARY.  
COPYRIGHT (C) 2003, JAPAN AVIATION ELECTRONICS INDUSTRY, LTD.

# Mouser Electronics

Authorized Distributor

Click to View Pricing, Inventory, Delivery & Lifecycle Information:

[JAE Electronics:](#)

[WR-120PB-VF60-N1](#)