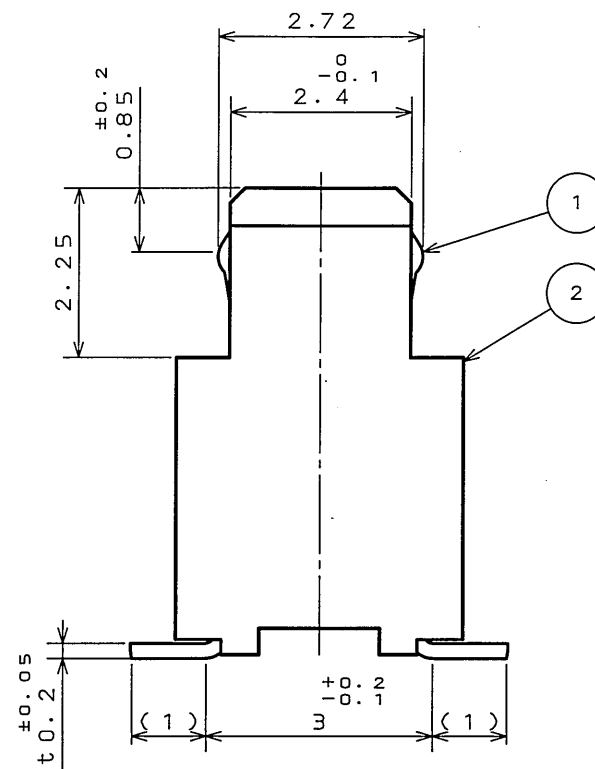
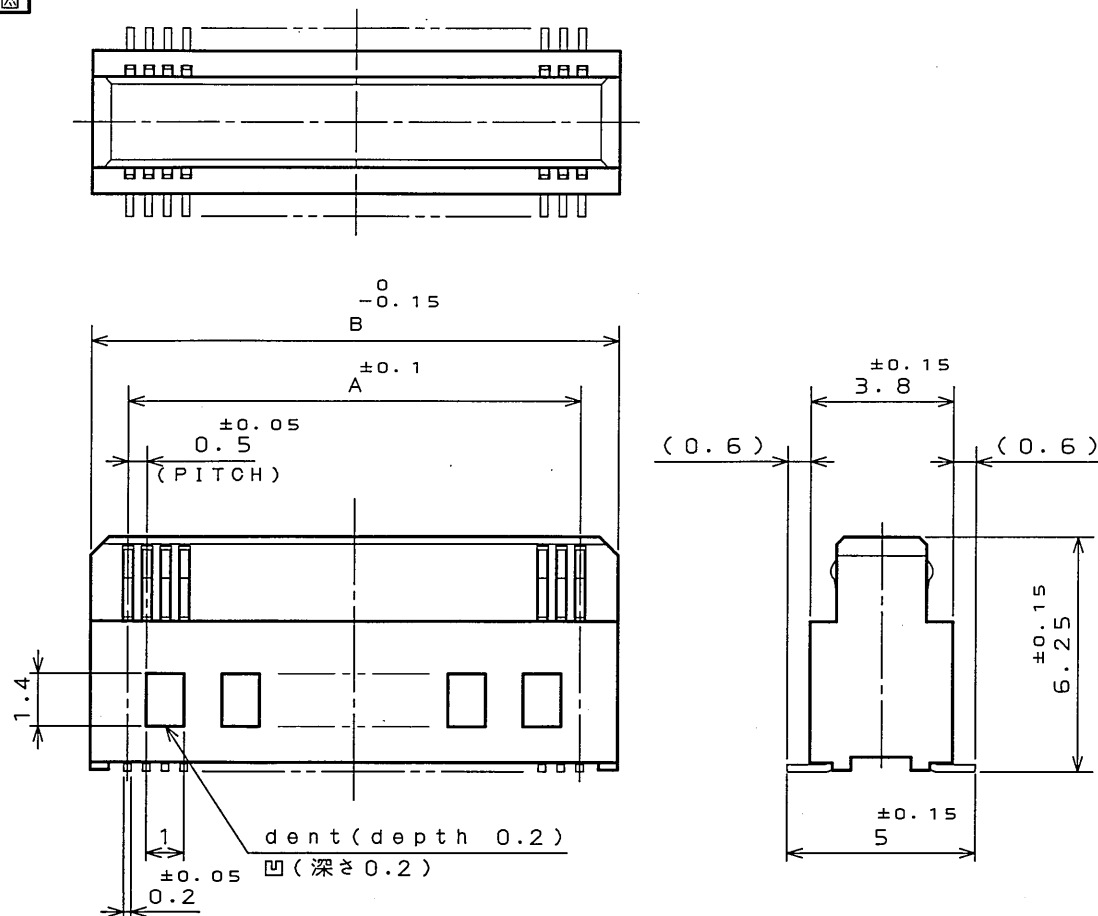


ES001PS
(ON 0NIMVRO)号番図図

| 版数 REV. | 年月日 DATE | DCN NO. | 変更内容 DESCRIPTION | 製図 DR. | 担当 CHK. | 査閲 APPD. | 承認 APPD. |
|------------|-------------|---------|---------------------|-----------|------------|-------------|-------------|
| | | | | | | | |
| | | | | | | | |
| | | | | | | | |



(SCALE 10:1)

TABLE 1

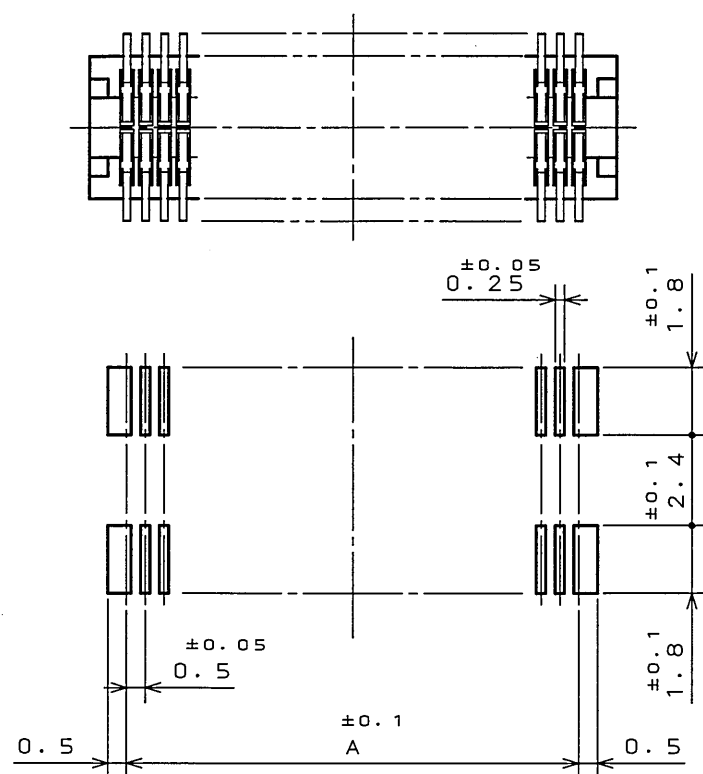
| NO. OF CONTACTS | A | B |
|-----------------|------|------|
| 30 | 7.0 | 9.0 |
| 40 | 9.5 | 11.5 |
| 50 | 12.0 | 14.0 |
| 60 | 14.5 | 16.5 |
| 64 | 15.5 | 17.5 |
| 70 | 17.0 | 19.0 |
| 80 | 19.5 | 21.5 |
| 100 | 24.5 | 26.5 |
| 120 | 29.5 | 31.5 |

TABLE 2

| FINISH | CONTACT AREA | TERMINAL AREA |
|--------|------------------------------|------------------------|
| N1 | GOLD (0.1μm MIN) OVER NICKEL | GOLD FLASH OVER NICKEL |

NOTE1. COPLANARITY IS AS PER APPLICABLE SPECIFICATION.

注1. 端子の振れ規定は適用仕様書による。



APPLICABLE P.C.B. DIMENSIONS(REF.)

適合基板寸法(参考)

| | | | | |
|------------------------|-------------------|--------------------|------------------|---------------------|
| 2 | INSULATOR | 1 | GLASS FILLED LCP | UL94V-0 COLOR:BLACK |
| 1 | CONTACT | N | COPPER ALLOY | TABLE 2 |
| 符号 NO. | 名称 DESCRIPTION | 個数 QTY. | 材料 MATERIAL | 仕上 FINISH |
| 仕様書(SPECIFICATION) | JACS-1385-* | 第1版(ORIGINAL DATE) | 4.Dec.2003 | 第1版(ORIGINAL DATE) |
| 公差差(GENERAL TOLERANCE) | | 製図 DR. | M.TANAKA | 名称(TITLE) |
| 寸法(DIMENSION) | 角度(ANGLES) | 担当 CHK. | T.SHIODA | 仕上 FINISH |
| . ±0.8 | X° ± | 査閲 APPD. | K. Kawanishi | WR-*S-VFH30-N1 |
| .X ±0.4 | X°X' ± | 承認 APPD. | S. Kashinaga | 重量(WEIGHT) |
| .XX ±0.1 | | | | |
| .XXX ± | | | | |

LEAD FREE この製品は鉛フリーです

JAE CONNECTOR DIV. PROPRIETARY.
COPYRIGHT (C) 2003, JAPAN AVIATION ELECTRONICS INDUSTRY, LTD.

DOF-0-212E(03.08)

0 10 20 30 40 50 60 70 80 90 100

Mouser Electronics

Authorized Distributor

Click to View Pricing, Inventory, Delivery & Lifecycle Information:

[JAE Electronics:](#)

[WR-30SB-VFH30-N1](#) [WR-F40PB-VF60-N1](#)