

圖面番号(DRAWING NO.)

Technical drawing of a PCB component showing top and side views with dimensions.

Top View Dimensions:


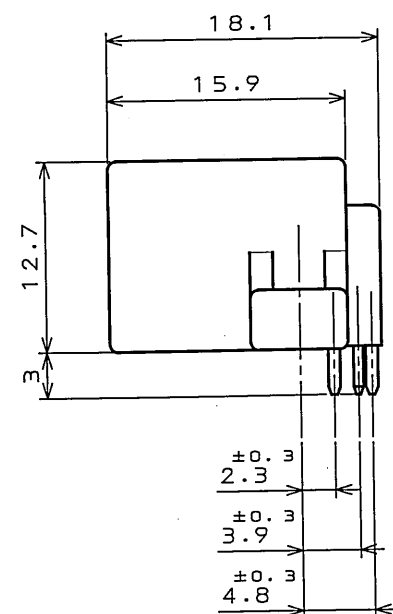
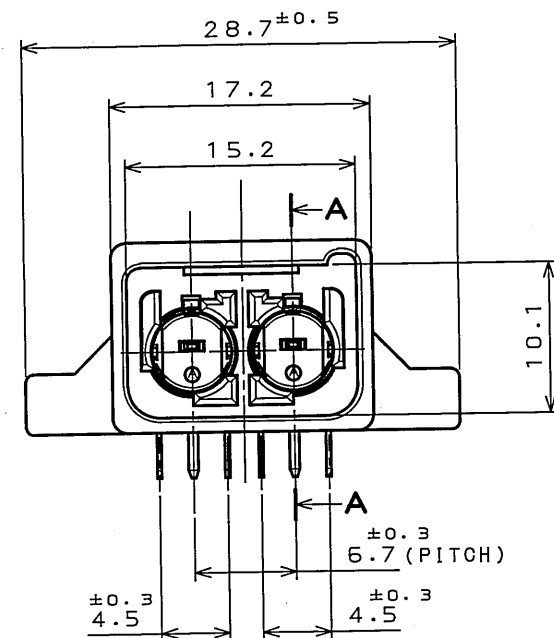
- Overall width: 22.2
- Overall height: $10 - \phi 1$
- Distance between mounting holes: $2 - \phi 2.4$
- Mounting hole diameter: $\phi 2.4$

Side View Dimensions:

- Overall height: 22.2
- Mounting hole diameter: $2 - \phi 3.2$
- Distance between mounting holes: 22.2
- Distance between component pads: 4.5
- Component pad width: 4.5
- Component pad thickness: ± 0.05
- Component pad spacing: ± 0.05
- Component pad diameter: ± 0.05
- Component pad length: 6.7
- Component pad width: ± 0.05
- Component pad thickness: ± 0.05
- Component pad spacing: ± 0.05
- Component pad diameter: ± 0.05
- Component pad length: 4.8

APPLICABLE P.C.B. DIMENSION (REFERENCE)

適合基板寸法 (参考)



JAE CONNECTOR DIV. PROPRIETARY.
COPYRIGHT(C) 2002, JAPAN AVIATION ELECTRONICS INDUSTRY, LTD.

Mouser Electronics

Authorized Distributor

Click to View Pricing, Inventory, Delivery & Lifecycle Information:

[JAE Electronics:](#)

[MX25A02NF1](#) [M120-56611](#)