



0.35mm Pitch, Stacking Type Board-to-Board (FPC) Connector CONNECTOR

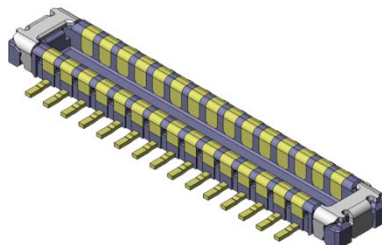
WP26 Series

MB-0307-1

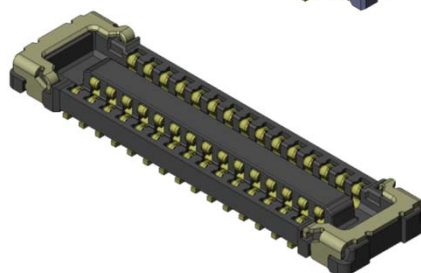
March 2016

RoHS Compliant

Plug



Receptacle



Outline

The WP26 Series is a 0.35mm pitch, low-profile stacking type board-to-board (FPC) connector which is ideal for high-density mounting in slim and compact information communication devices like smartphones.

The WP26 Series has a structure that adds protection to the mating surface to prevent damage to the insulator in case force is applied while connectors are misaligned. Also it saves board space and enhances design flexibility by realizing 15% reduction of mounting space compared to our previous product (WP9 Series) .

Features

- 0.35mm pitch, 2 rows, 0.6mm stacking height.
- Hold-down structure adds protection to the mating surface to prevent damage to the insulator. (Armored)
- 2-point contact design to resist twisting stress.
- Improved workability for customers with a clear click feeling.
- Contact structure ensures high wear-resistance and high contact reliability.
- Pb-free. (Ni barrier on contact prevents solder wicking)

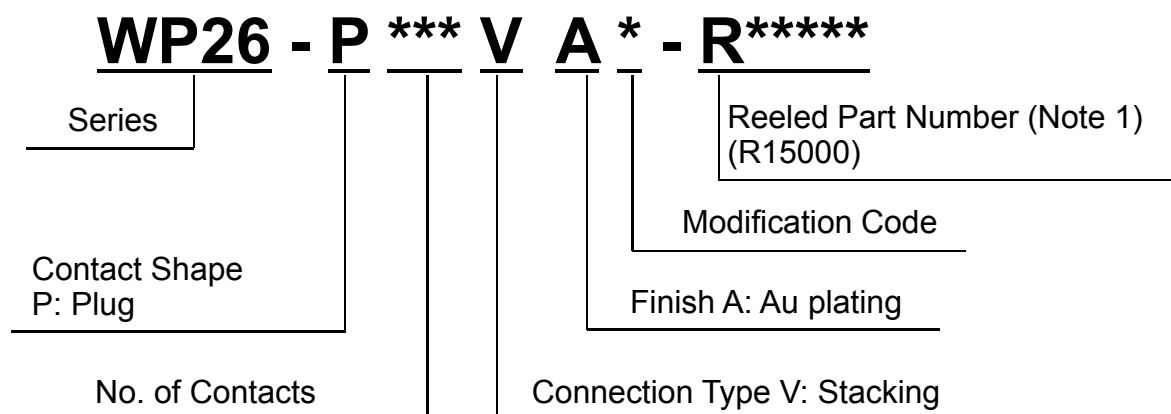
General Specifications

- | | |
|---|--|
| ■ No. of Contacts:
10, 24, 34, 40, 42, 54, 60 pos. | ■ Rated Current: AC, DC 0.3A per terminal |
| ■ Pitch: 0.35mm, 2 rows | ■ Rated Voltage: AC, DC 50V |
| ■ Operating Temperature:
-40 Deg. C to +85 Deg. C | ■ Insulation Resistance: 100M Ω min. (initial) |
| ■ Contact Resistance:
70m Ω max (initial) | ■ Dielectric Withstanding Voltage:
AC250Vr.m.s for 1 minute |
| ■ Life Time: 30 mating cycles | ■ Total Insertion Force:
1.5N x n max. (n: No. of pos.) |
| | ■ Total Extraction Force:
0.15N x n min. (n: No. of pos.) |

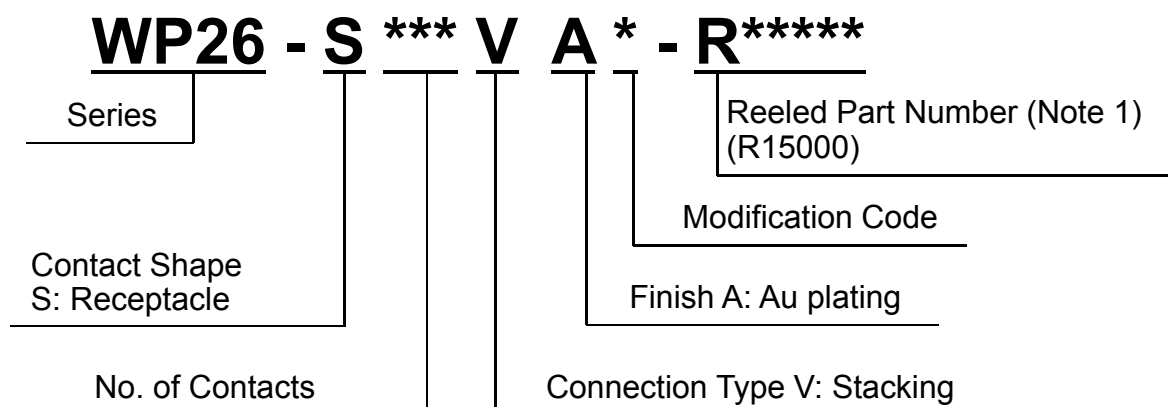
Components and Materials

Component	Material
Contact	(Contact area) Copper alloy / Au plating (Mounting area) Copper alloy / Au plating
Insulator	Heat-resistant Plastic
Hold-down	Plug Side: Copper alloy / Au plating
	Receptacle Side: Copper alloy / Au plating

Ordering Information (Plug)

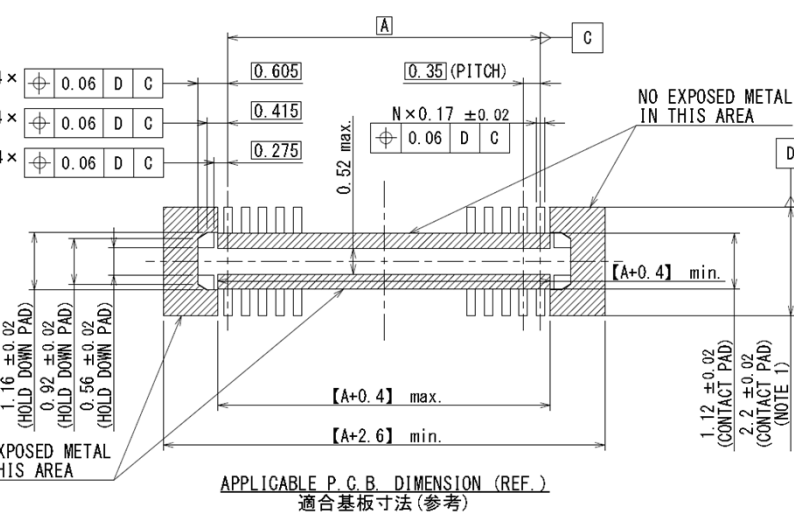


Ordering Information (Receptacle)



Note 1) An embossed tape reel contains 15,000 pieces.
Please contact us for details on embossed tape specifications.

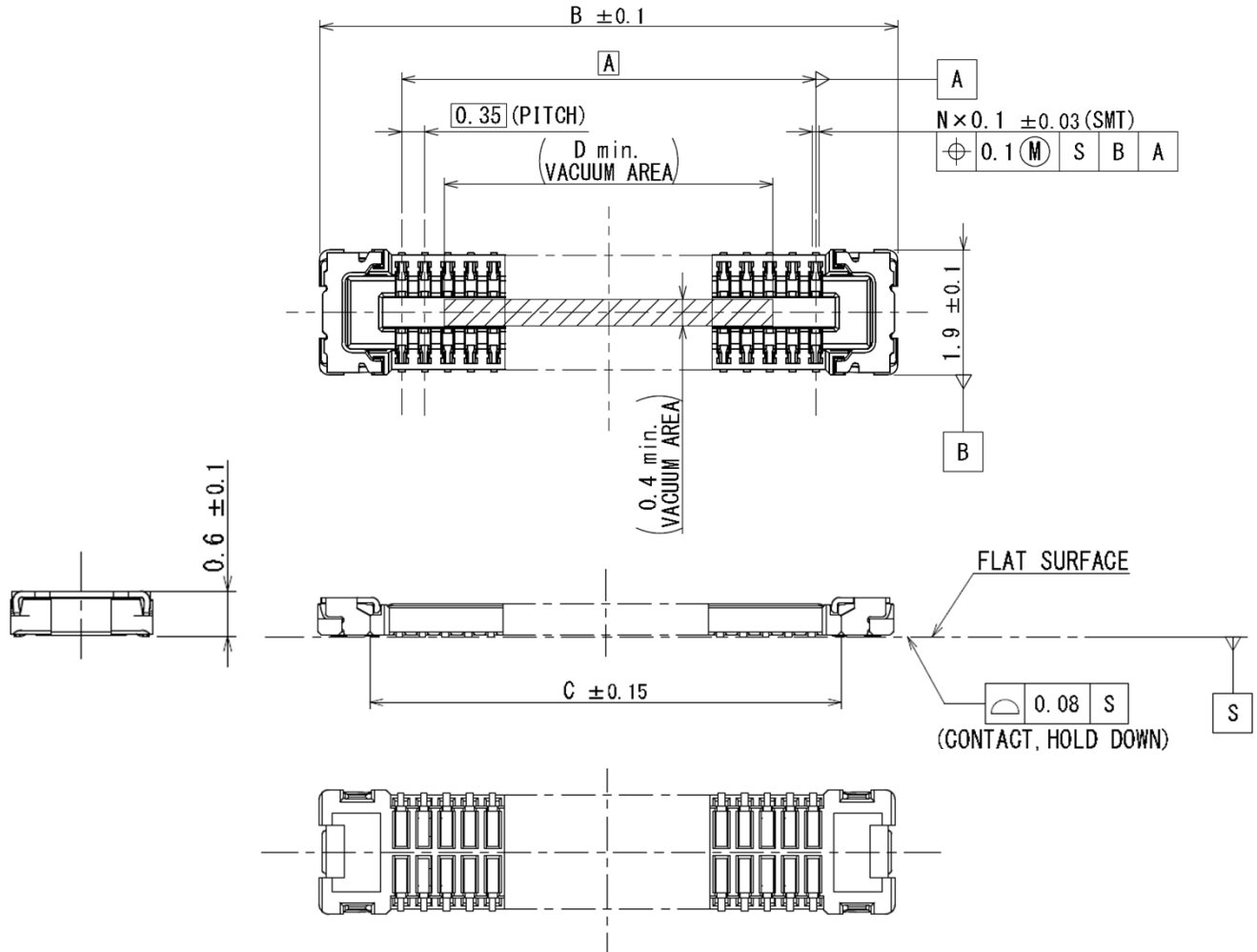
WP26 Plug



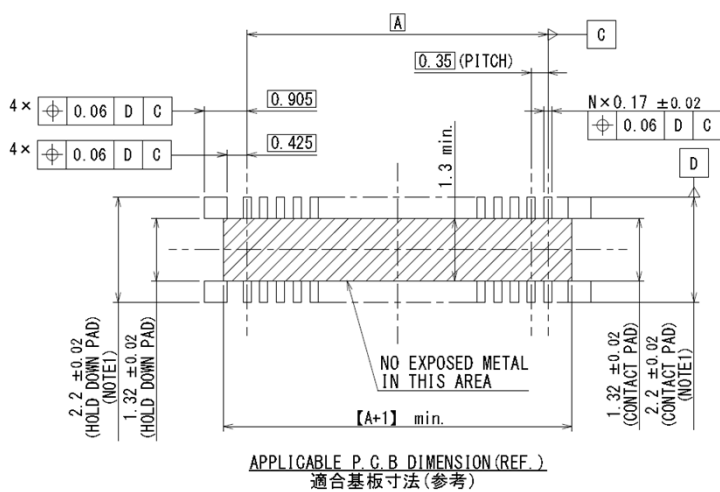
Note 1) Dimension 2.8 ± 0.05 is recommended in case repair is needed.

Part Number	WP26-S***VA1
SJ Drawing	SJ116217

WP26 Receptacle



Unit: mm



DIMENSIONS 寸法	DIMENSIONS			
	A	B	C	D
NUMBER OF CONTACT 芯数				
10	1.40	3.90	2.31	1.0
24	3.85	6.35	4.76	2.0
34	5.60	8.10	6.51	5.0
40	6.65	9.15	7.56	5.0
42	7.00	9.50	7.91	5.0
54	9.10	11.60	10.01	5.0
60	10.15	12.65	11.06	5.0

Note 1) Dimension 2.8 ± 0.05 is recommended in case repair is needed.

Product Drawings and Specifications

Series	WP26
SJ Drawings (Plug)	Individual Product: SJ116215 Reeled Product: SJ116216
SJ Drawings (Receptacle)	Individual Product: SJ116217 Reeled Product: SJ116218
Specifications	JACS-11090
Handling Instructions	JAHL-11090
Summary Report	SR-C-1471

Notice:

1. The values specified in this brochure are only for reference. The products and their specifications are subject to change without notice. Contact our sales staff for further information before considering or ordering any of our products.
For purchase, a product specification must be agreed upon.

2. Users are requested to provide protection circuits and redundancy circuits to ensure safety of the equipment, and sufficiently review the suitability of JAE's products to the equipment.

3. The products presented in this brochure are designed for the uses recommended below.
We strongly suggest you contact our sales staff when considering use of any of the products in any other way than the recommended applications or for a specific use that requires an extremely high reliability.

(1) Applications that require consultation:

(i) Please contact us if you are considering use involving a quality assurance program that you specify or that is peculiar to the industry, such as:

Automotive electrical components, train control, telecommunications devices (mainline), traffic light control, electric power, combustion control, fire prevention or security systems, disaster prevention equipment, etc.

(ii) We may separately give you our support with a quality assurance program that you specify, when you think of a use such as :

Aviation or space equipment, submarine repeaters, nuclear power control systems, medical equipment for life support, etc.

(2) Recommended applications include:

Computers, office appliances, telecommunications devices (terminals, mobile units), measuring equipment, audiovisual equipment, home electric appliances, factory automation equipment, etc.

Japan Aviation Electronics Industry, Limited

Product Marketing Division

Aobadai Building, 3-1-19, Aobadai, Meguro-ku, Tokyo 153-8539

Phone: +81-3-3780-2882 FAX: +81-3-3780-2946

* The specifications in this brochure are subject to change without notice. Please contact JAE for information.

Mouser Electronics

Authorized Distributor

Click to View Pricing, Inventory, Delivery & Lifecycle Information:

[JAE Electronics:](#)

[WP26-P054VA1-R15000](#) [WP26-P024VA1-R15000](#) [WP26-S054VA1-R15000](#) [WP26-S024VA1-R15000](#)