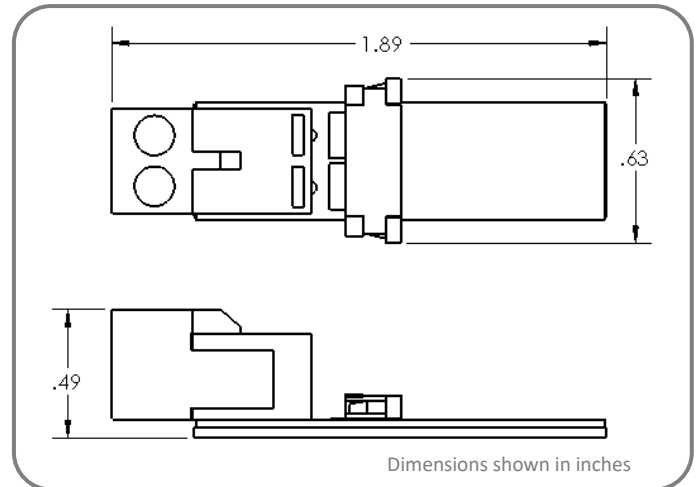



# inspired LED **Green Tiger Paw® Screw Terminal**

Inspired LED's patented solderless **Tiger Paw® Connectors** are the perfect solution for in-field LED system design and customization. These innovative accessories pair with LED flex strips for quick, convenient installation. Now, creating the perfect low-voltage lighting system is easier than ever, thanks to Inspired LED!




## **Product Specifications: (SKU# 3496)**


- Solderless termination of 8-10 mm LED flex strips to 16-22 AWG wire
- Max Load- 5 AMPs
- Net Weight- 4g
- VHB adhesive backing included
- Industry proven locking system meets shock and vibration requirements for IEC 60068-2-27
- U.S. Patent No. 8,714,772

## **Instructions:**


**1** Use scissors to cut LED strip to length along the copper solder pads **ONLY** (located ever 3 LEDs).




**2** Take hold of black sliding latch and pull outward to open.



**3** Peel back adhesive lining on LED strip about ½ inch.



**4** Taking note of (+) polarity of LEDs, insert flex strip into gap between black sliding latch and beige bridge piece.




**5** Make sure LED strip is centered and fully inserted before sliding black latch firmly closed and pressing on adhesive.




**6** Use small screw driver to loosen screws on top connector piece.



**7** Strip cable back ¼ inch to expose (+) and (-) wire, (if using Inspired LED cable, white writing indicates positive polarity).



**8** Matching polarity of LEDs, insert wire, tighten screws and connect to Class 2 DC power. Verify all connections before removing adhesive for install.



**Troubleshooting:** If LEDs are flickering, double check connection to be sure flex is fully inserted and secured, if no lights turn on check to be sure polarities are properly matched. Connector must maintain secure contact to avoid overheating.



inspiredled.com



orders@inspiredled.com



(480) 941-4286

# Mouser Electronics

Authorized Distributor

Click to View Pricing, Inventory, Delivery & Lifecycle Information:

[Inspired LED:](#)

[3496](#)