

CoolSET F2 expands its family


Now also available in TO-220-6 & DIP-7 !

Description:

Second generation of integrated Power ICs for switched mode power supplies (SMPS).

BY INTEGRATING a pulse width modulator control IC and CoolMOS™ power MOSFET into one package, CoolSET™ marks a new dimension in design agility and miniaturization. At the same time, the CoolSET family provides the highest output power with the lowest losses available in industry. CoolSET additionally integrates a very low power standby concept which reduces the power dissipation in standby mode.

NOW CoolSET is **also available with 67kHz** operating frequency - the ,B' version. The CoolSET family is offered in **3 packages** broadening the **power range up to 180W** at wide range voltage input. Simultaneously the **new packages** are with **improved creepage distance**.



Applications:

Switched Mode Power Supplies (SMPS) for:

- **Adapters**

- Notebooks
- Printers
- LCD-Monitors



- **Battery Chargers for Portables**

- Mobile Phones
- Digital Still Cameras
- Personal Digital Assistants / Organizers
- Battery Operated Tools



- **Set-Top-Boxes**



- **Digital Video Disc Players / Recorders**

As well as Standby / Auxillary Power Supplies for:

- **PC**

- **White goods**

- **USB**



Features:

- Integrated Power IC
- 650V and 800V avalanche rugged CoolMOS™ technology
- Enhanced integrated protection functions
- Lowest standby power dissipation
- Modulated gate drive
- External current sense
- Packages DIP-8, DIP-7, TO-220-6

Benefits:

- Easier SMPS Design
- Reduced heat generation
- Reduced system cost, size and weight
- Less external components
- Comply with standby power requirements
- Reduced EMI
- Flexibility in current limitation
- Optimized fit for each application
- Increased creepage distance

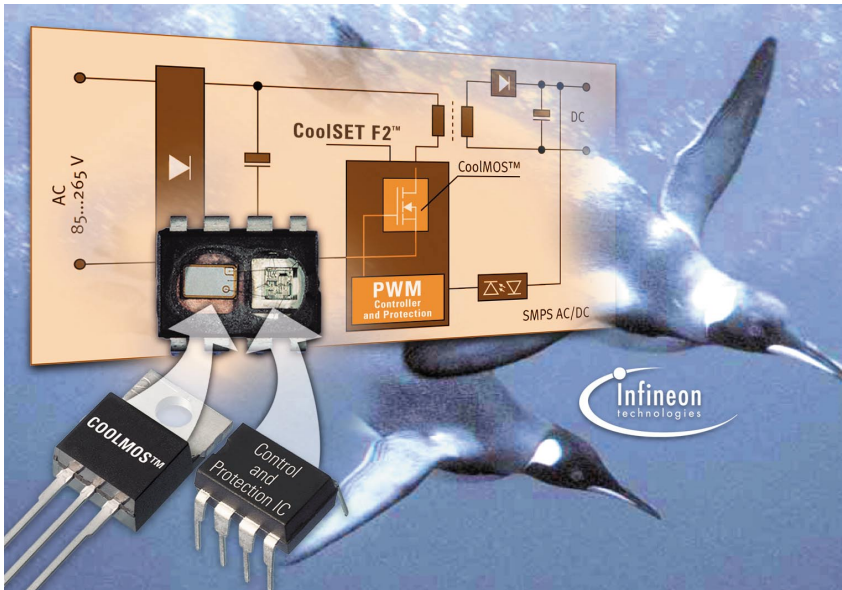
CoolSET F2

ICE2xxxxx series

www.infineon.com/coolset



Never stop thinking



**Typical Application Example:
AC/DC Flyback Converter**


V _{DS} [V]	f _{OPER} [kHz]	Type	R _{DS(on)} [Ω]	P _{OUT(max.)} ¹⁾ [W]	Package
650	100	ICE2A0565	6.0	15	P-DIP-8-6
		ICE2A0565Z	6.0	13	P-DIP-7-1
		ICE2A165	3.0	21	P-DIP-8-6
		ICE2A265	1.0	34	P-DIP-8-6
		ICE2A365	0.5	47	P-DIP-8-6
650	67	ICE2B165	3.0	21	P-DIP-8-6
		ICE2B265	1.0	34	P-DIP-8-6
		ICE2B365	0.5	47	P-DIP-8-6
800	100	ICE2A180	3.0	21	P-DIP-8-6
		ICE2A280	0.8	37	P-DIP-8-6
		ICE2A180Z	3.0	19	P-DIP-7-1
		ICE2A280Z	0.8	33	P-DIP-7-1
V _{DS} [V]	f _{OPER} [kHz]	Type	R _{DS(on)} [Ω]	P _{OUT(max.)} ²⁾ [W]	Package
650	100	ICE2A765P	0.5	180	P-TO220-6 ISO
650	67	ICE2B765P	0.5	180	P-TO220-6 ISO

¹⁾ R_{th}=56k/W (~6cm² copper area), T_a=50°C, T_j=125°C, V_{in}=85V...270V

²⁾ R_{th}=2,7k/W, T_a=50°C, T_j=125°C, V_{in}=85V...270V


P-DIP-8

- P_{out} ~10...45W
- standard DIP8 package




P-DIP-7

- P_{out} ~10...35W
- increased cree-page distance



TO-220-6 Isolated

- P_{out} ~50W...200W
- isolated lead frame
- increased creepage distance



How to reach us:
<http://www.infineon.com>
Published by
Infineon Technologies AG,
Bereich Kommunikation,
St.-Martin-Strasse 53,
D-81541 München
© Infineon Technologies AG 2002. All Rights Reserved.

Attention please!
The information herein is given to describe certain components and shall not be considered as warranted characteristics. Terms of delivery and rights to technical change reserved. We hereby disclaim any and all warranties, including but not limited to warranties of non-infringement, regarding circuits, descriptions and charts stated herein.
Infineon Technologies is an approved CECC manufacturer.
Information
For further information on technology, delivery terms and conditions and prices please contact your nearest Infineon Technologies Office in Germany or our Infineon Technologies Representatives worldwide.

Warnings
Due to technical requirements components may contain dangerous substances. For information on the types in question please contact your nearest Infineon Technologies Office. Infineon Technologies Components may only be used in life-support devices or systems with the express written approval of Infineon Technologies, if a failure of such components can reasonably be expected to cause the failure of that life-support device or system, or to affect the safety or effectiveness of that device or system. Life support devices or systems are intended to be implanted in the human body, or to support and/or maintain and sustain and/or protect human life. If they fail, it is reasonable to assume that the health of the user or other persons may be endangered.

Mouser Electronics

Authorized Distributor

Click to View Pricing, Inventory, Delivery & Lifecycle Information:

[Infineon:](#)

[ICE2B765P](#)