

**Please note that Cypress is an Infineon Technologies Company.**

The document following this cover page is marked as “Cypress” document as this is the company that originally developed the product. Please note that Infineon will continue to offer the product to new and existing customers as part of the Infineon product portfolio.

**Continuity of document content**

The fact that Infineon offers the following product as part of the Infineon product portfolio does not lead to any changes to this document. Future revisions will occur when appropriate, and any changes will be set out on the document history page.

**Continuity of ordering part numbers**

Infineon continues to support existing part numbers. Please continue to use the ordering part numbers listed in the datasheet for ordering.

# EZ-BLE MODULE PROGRAMMING KIT

## CYBLE-022001-PROG



The EZ-BLE Module Programming Kit (CYBLE-022001-PROG) enables you to easily program the following EZ-BLE PSoC modules prior to manufacturing: CYBLE-022001-00, CYBLE-222005-00 and CYBLE-222014-01.

This programming kit is designed to be used with CY8CKIT-042-BLE, CY8CKIT-002 or MPQ-PSoc. The life time of the socket used in this programming kit is 50,000 insertions.



For more information, visit:

[www.cypress.com/EZ-BLEModule](http://www.cypress.com/EZ-BLEModule) - EZ-BLE Module home pages

[www.cypress.com/EZ-BLEEval](http://www.cypress.com/EZ-BLEEval) - EZ-BLE PSoC Evaluation Board kit page

[www.cypress.com/AN96841](http://www.cypress.com/AN96841) - Getting started guide

**Figure 1: Programming Kit – Top view**




**Figure 2: Programming Kit –Bottom View**

Note: To use the CYBLE-022001-PROG, it is recommended that one of the following items are purchased separately: MiniProg3 (CY8CKIT-002), BLE Pioneer Kit (CY8CKIT-042-BLE) or MPQ-PSoc (4 port In-system Programmer for Cypress from RPM)

# EZ-BLE MODULE PROGRAMMING KIT

**1:** Connect the kit with one of the following three programming devices:

- BLE Pioneer kit (CY8CKIT-042-BLE)
- MiniProg3 (CY8CKIT-002)
- MPQ-PSoC (4-port In-system Programmer for Cypress from RPM)




a. Pioneer kit (CY8CKIT-042-BLE)

b. MiniProg3 (CY8CKIT-002)

c. MPQ-PSoC

**Figure 3: Three Programming Options and Associated Devices**

**2:** Put the BLE module in the socket (ensure that the BLE module is in the correct position of the socket, as shown below)



**Figure 4: Module in the socket**

- Connect the programming devices with a USB cable to a computer that has been installed with PSoC Programmer ([www.cypress.com/PSoCProgrammer](http://www.cypress.com/PSoCProgrammer)), PSoC Creator ([www.cypress.com/PSoCCreator](http://www.cypress.com/PSoCCreator)) or MPManager ([www.rpmsys.com/MPManager.zip](http://www.rpmsys.com/MPManager.zip))
- Run the programming software to program the targeted BLE modules with your selected firmware.

Visit [www.cypress.com/support](http://www.cypress.com/support) for technical support.

# Mouser Electronics

Authorized Distributor

Click to View Pricing, Inventory, Delivery & Lifecycle Information:

[Infineon:](#)

[CYBLE-022001-PROG](#)