

初步数据  
Preliminary Data

IGBT, 逆变器 / IGBT, Inverter  
最大额定值 / Maximum Rated Values

|  |  |                            |          |        |
|--|--|----------------------------|----------|--------|
| 集电极 - 发射极电压<br>Collector-emitter voltage       | $T_{vj} = 25^{\circ}\text{C}$  | $V_{CES}$                  | 600      | V      |
| 连续集电极直流电流<br>Continuous DC collector current   | $T_C = 55^{\circ}\text{C}, T_{vj\max} = 175^{\circ}\text{C}$<br>$T_C = 25^{\circ}\text{C}, T_{vj\max} = 175^{\circ}\text{C}$ | $I_{C\text{nom}}$<br>$I_C$ | 30<br>34 | A<br>A |
| 集电极重复峰值电流<br>Repetitive peak collector current | $t_P = 1\text{ ms}$  | $I_{CRM}$                  | 60       | A      |
| 总功率损耗<br>Total power dissipation               | $T_C = 25^{\circ}\text{C}, T_{vj\max} = 175$   | $P_{\text{tot}}$           | 88,0     | W      |
| 栅极 - 发射极峰值电压<br>Gate-emitter peak voltage      |  | $V_{GES}$                  | +/-20    | V      |

特征值 / Characteristic Values

|   |  |   | min.               | typ.                    | max. |             |   |
|---|--|---|--------------------|-------------------------|------|-------------|---|
| 集电极 - 发射极饱和电压<br>Collector-emitter saturation voltage | $I_C = 30\text{ A}, V_{GE} = 15\text{ V}$<br>$I_C = 30\text{ A}, V_{GE} = 15\text{ V}$<br>$I_C = 30\text{ A}, V_{GE} = 15\text{ V}$  | $T_{vj} = 25^{\circ}\text{C}$<br>$T_{vj} = 125^{\circ}\text{C}$<br>$T_{vj} = 150^{\circ}\text{C}$                 | $V_{CE\text{sat}}$ | 1,55<br>1,70<br>1,80    | 2,00 | V<br>V<br>V |   |
| 栅极阈值电压<br>Gate threshold voltage                      | $I_C = 0,30\text{ mA}, V_{CE} = V_{GE}, T_{vj} = 25^{\circ}\text{C}$   |   | $V_{GEth}$         | 4,9                     | 5,8  | 6,5         | V   |
| 栅极电荷<br>Gate charge                                   | $V_{GE} = -15\text{ V} \dots +15\text{ V}$   |   | $Q_G$              | 0,30                    |      |             | $\mu\text{C}$                                   |
| 内部栅极电阻<br>Internal gate resistor                      | $T_{vj} = 25^{\circ}\text{C}$  |   | $R_{Gint}$         | 0,0                     |      |             | $\Omega$  |
| 输入电容<br>Input capacitance                             | $f = 1\text{ MHz}, T_{vj} = 25^{\circ}\text{C}, V_{CE} = 25\text{ V}, V_{GE} = 0\text{ V}$   |   | $C_{ies}$          | 1,65                    |      |             | nF  |
| 反向传输电容<br>Reverse transfer capacitance                | $f = 1\text{ MHz}, T_{vj} = 25^{\circ}\text{C}, V_{CE} = 25\text{ V}, V_{GE} = 0\text{ V}$   |   | $C_{res}$          | 0,051                   |      |             | nF  |
| 集电极-发射极截止电流<br>Collector-emitter cut-off current      | $V_{CE} = 600\text{ V}, V_{GE} = 0\text{ V}, T_{vj} = 25^{\circ}\text{C}$  |   | $I_{CES}$          |                         |      | 1,0         | mA  |
| 栅极-发射极漏电流<br>Gate-emitter leakage current             | $V_{CE} = 0\text{ V}, V_{GE} = 20\text{ V}, T_{vj} = 25^{\circ}\text{C}$   |   | $I_{GES}$          |                         |      | 400         | nA  |
| 开通延迟时间(电感负载)<br>Turn-on delay time, inductive load    | $I_C = 30\text{ A}, V_{CE} = 300\text{ V}$<br>$V_{GE} = \pm 15\text{ V}$<br>$R_{Gon} = 15\ \Omega$                                   | $T_{vj} = 25^{\circ}\text{C}$<br>$T_{vj} = 125^{\circ}\text{C}$<br>$T_{vj} = 150^{\circ}\text{C}$                 | $t_{don}$          | 0,02<br>0,02<br>0,02    |      |             | $\mu\text{s}$<br>$\mu\text{s}$<br>$\mu\text{s}$ |
| 上升时间(电感负载)<br>Rise time, inductive load               | $I_C = 30\text{ A}, V_{CE} = 300\text{ V}$<br>$V_{GE} = \pm 15\text{ V}$<br>$R_{Gon} = 15\ \Omega$                                   | $T_{vj} = 25^{\circ}\text{C}$<br>$T_{vj} = 125^{\circ}\text{C}$<br>$T_{vj} = 150^{\circ}\text{C}$                 | $t_r$              | 0,016<br>0,021<br>0,022 |      |             | $\mu\text{s}$<br>$\mu\text{s}$<br>$\mu\text{s}$ |
| 关断延迟时间(电感负载)<br>Turn-off delay time, inductive load   | $I_C = 30\text{ A}, V_{CE} = 300\text{ V}$<br>$V_{GE} = \pm 15\text{ V}$<br>$R_{Goff} = 15\ \Omega$                                  | $T_{vj} = 25^{\circ}\text{C}$<br>$T_{vj} = 125^{\circ}\text{C}$<br>$T_{vj} = 150^{\circ}\text{C}$                 | $t_{doff}$         | 0,14<br>0,16<br>0,18    |      |             | $\mu\text{s}$<br>$\mu\text{s}$<br>$\mu\text{s}$ |
| 下降时间(电感负载)<br>Fall time, inductive load               | $I_C = 30\text{ A}, V_{CE} = 300\text{ V}$<br>$V_{GE} = \pm 15\text{ V}$<br>$R_{Goff} = 15\ \Omega$                                  | $T_{vj} = 25^{\circ}\text{C}$<br>$T_{vj} = 125^{\circ}\text{C}$<br>$T_{vj} = 150^{\circ}\text{C}$                 | $t_f$              | 0,045<br>0,06<br>0,065  |      |             | $\mu\text{s}$<br>$\mu\text{s}$<br>$\mu\text{s}$ |
| 开通损耗能量(每脉冲)<br>Turn-on energy loss per pulse          | $I_C = 30\text{ A}, V_{CE} = 300\text{ V}, L_S = 45\text{ nH}$<br>$V_{GE} = \pm 15\text{ V}$<br>$R_{Gon} = 15\ \Omega$               | $T_{vj} = 25^{\circ}\text{C}$<br>$T_{vj} = 125^{\circ}\text{C}$<br>$T_{vj} = 150^{\circ}\text{C}$                 | $E_{on}$           | 0,50<br>0,65<br>0,75    |      |             | mJ<br>mJ<br>mJ                                  |
| 关断损耗能量(每脉冲)<br>Turn-off energy loss per pulse         | $I_C = 30\text{ A}, V_{CE} = 300\text{ V}, L_S = 45\text{ nH}$<br>$V_{GE} = \pm 15\text{ V}$<br>$R_{Goff} = 15\ \Omega$              | $T_{vj} = 25^{\circ}\text{C}$<br>$T_{vj} = 125^{\circ}\text{C}$<br>$T_{vj} = 150^{\circ}\text{C}$                 | $E_{off}$          | 0,60<br>0,75<br>0,80    |      |             | mJ<br>mJ<br>mJ                                  |
| 短路数据<br>SC data                                       | $V_{GE} \leq 15\text{ V}, V_{CC} = 360\text{ V}$<br>$V_{CE\text{max}} = V_{CES} - L_{SCE} \cdot di/dt$                               | $t_P \leq 8\ \mu\text{s}, T_{vj} = 25^{\circ}\text{C}$<br>$t_P \leq 6\ \mu\text{s}, T_{vj} = 150^{\circ}\text{C}$ | $I_{SC}$           | 210<br>150              |      |             | A<br>A  |
| 结 - 外壳热阻<br>Thermal resistance, junction to case      | 每个 IGBT / per IGBT   |   | $R_{thJC}$         | 1,50                    | 1,70 |             | K/W   |
| 外壳 - 散热器热阻<br>Thermal resistance, case to heatsink    | 每个 IGBT / per IGBT<br>$\lambda_{\text{Paste}} = 1\text{ W/(m}\cdot\text{K)} / \lambda_{\text{grease}} = 1\text{ W/(m}\cdot\text{K)}$ |   | $R_{thCH}$         | 0,85                    |      |             | K/W   |
| 在开关状态下温度<br>Temperature under switching conditions    |  |   | $T_{vj\text{op}}$  | -40                     | 150  |             | $^{\circ}\text{C}$                              |

|                  |                                 |
|------------------|---------------------------------|
| prepared by: DPK | date of publication: 2013-10-03 |
| approved by: RK  | revision: 2.0                   |

初步数据  
Preliminary Data

二极管, 逆变器 / Diode, Inverter  
最大额定值 / Maximum Rated Values

|   |  |           |              |  |
|---|--|-----------|--------------|--|
| 反向重复峰值电压<br>Repetitive peak reverse voltage | $T_{vj} = 25^{\circ}\text{C}$  | $V_{RRM}$ | 600          | V  |
| 连续正向直流电流<br>Continuous DC forward current   |  | $I_F$     | 30           | A  |
| 正向重复峰值电流<br>Repetitive peak forward current | $t_P = 1\text{ ms}$  | $I_{FRM}$ | 60           | A  |
| $I^2t$ -值<br>$I^2t$ -value                  | $V_R = 0\text{ V}, t_P = 10\text{ ms}, T_{vj} = 125^{\circ}\text{C}$<br>$V_R = 0\text{ V}, t_P = 10\text{ ms}, T_{vj} = 150^{\circ}\text{C}$ | $I^2t$    | 90,0<br>82,0 | $\text{A}^2\text{s}$<br>$\text{A}^2\text{s}$ |

特征值 / Characteristic Values

|  |   |   | min.               | typ.                 | max. |   |
|--|---|---|--------------------|----------------------|------|---|
| 正向电压<br>Forward voltage                            | $I_F = 30\text{ A}, V_{GE} = 0\text{ V}$<br>$I_F = 30\text{ A}, V_{GE} = 0\text{ V}$<br>$I_F = 30\text{ A}, V_{GE} = 0\text{ V}$          | $T_{vj} = 25^{\circ}\text{C}$<br>$T_{vj} = 125^{\circ}\text{C}$<br>$T_{vj} = 150^{\circ}\text{C}$ | $V_F$              | 1,60<br>1,55<br>1,50 | 2,05 | V<br>V<br>V                                     |
| 反向恢复峰值电流<br>Peak reverse recovery current          | $I_F = 30\text{ A}, -di_F/dt = 2100\text{ A}/\mu\text{s} (T_{vj}=150^{\circ}\text{C})$<br>$V_R = 300\text{ V}$<br>$V_{GE} = -15\text{ V}$ | $T_{vj} = 25^{\circ}\text{C}$<br>$T_{vj} = 125^{\circ}\text{C}$<br>$T_{vj} = 150^{\circ}\text{C}$ | $I_{RM}$           | 44,0<br>48,0<br>49,0 |      | A<br>A<br>A                                     |
| 恢复电荷<br>Recovered charge                           | $I_F = 30\text{ A}, -di_F/dt = 2100\text{ A}/\mu\text{s} (T_{vj}=150^{\circ}\text{C})$<br>$V_R = 300\text{ V}$<br>$V_{GE} = -15\text{ V}$ | $T_{vj} = 25^{\circ}\text{C}$<br>$T_{vj} = 125^{\circ}\text{C}$<br>$T_{vj} = 150^{\circ}\text{C}$ | $Q_r$              | 1,30<br>2,30<br>2,70 |      | $\mu\text{C}$<br>$\mu\text{C}$<br>$\mu\text{C}$ |
| 反向恢复损耗 (每脉冲)<br>Reverse recovery energy            | $I_F = 30\text{ A}, -di_F/dt = 2100\text{ A}/\mu\text{s} (T_{vj}=150^{\circ}\text{C})$<br>$V_R = 300\text{ V}$<br>$V_{GE} = -15\text{ V}$ | $T_{vj} = 25^{\circ}\text{C}$<br>$T_{vj} = 125^{\circ}\text{C}$<br>$T_{vj} = 150^{\circ}\text{C}$ | $E_{rec}$          | 0,35<br>0,55<br>0,65 |      | mJ<br>mJ<br>mJ                                  |
| 结 - 外壳热阻<br>Thermal resistance, junction to case   | 每个二极管 / per diode   |   | $R_{thJC}$         | 2,20                 | 2,40 | K/W   |
| 外壳 - 散热器热阻<br>Thermal resistance, case to heatsink | 每个二极管 / per diode<br>$\lambda_{Paste} = 1\text{ W}/(\text{m}\cdot\text{K}) / \lambda_{grease} = 1\text{ W}/(\text{m}\cdot\text{K})$       |   | $R_{thCH}$         | 0,85                 |      | K/W   |
| 在开关状态下温度<br>Temperature under switching conditions |   |   | $T_{vj\text{ op}}$ | -40                  | 150  | $^{\circ}\text{C}$                              |

模块 / Module

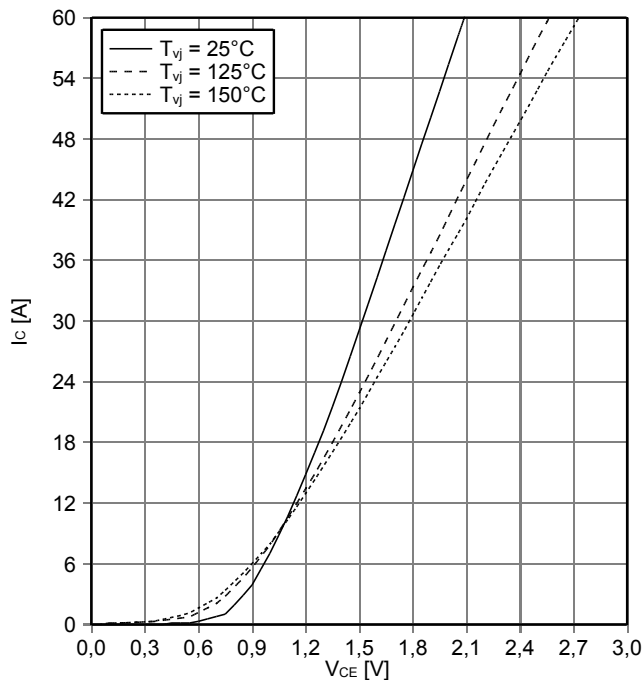
|   |  |             |                         |                        |
|---|--|-------------|-------------------------|------------------------|
| 绝缘测试电压<br>Isolation test voltage                                  | RMS, $f = 50\text{ Hz}, t = 1\text{ min.}$                         | $V_{ISOL}$  | 2,5                     | kV                     |
| 内部绝缘<br>Internal isolation  | 基本绝缘 (class 1, IEC 61140)<br>basic insulation (class 1, IEC 61140) |             | $\text{Al}_2\text{O}_3$ |                        |
| 爬电距离<br>Creepage distance   | 端子- 散热片 / terminal to heatsink<br>端子- 端子 / terminal to terminal    |             | 5,0<br>5,0              | mm                     |
| 电气间隙<br>Clearance   | 端子- 散热片 / terminal to heatsink<br>端子- 端子 / terminal to terminal    |             | 3,2<br>3,2              | mm                     |
| 相对电痕指数<br>Comperative tracking index                              |  | CTI         | > 225                   |                        |
| 杂散电感, 模块<br>Stray inductance module                               |  | $L_{sCE}$   | 25                      | nH                     |
| 模块引线电阻, 端子-芯片<br>Module lead resistance, terminals - chip         | $T_c = 25^{\circ}\text{C},$ 每个开关 / per switch                      | $R_{CC+EE}$ | 9,50                    | m $\Omega$             |
| 储存温度<br>Storage temperature                                       |  | $T_{stg}$   | -40                     | 125 $^{\circ}\text{C}$ |
| Anpresskraft für mech. Bef. pro Feder<br>mounting force per clamp |  | F           | 30                      | - 50 N                 |
| 重量<br>Weight  |  | G           | 10                      | g                      |

|                  |                                 |
|------------------|---------------------------------|
| prepared by: DPK | date of publication: 2013-10-03 |
| approved by: RK  | revision: 2.0                   |

初步数据  
Preliminary Data

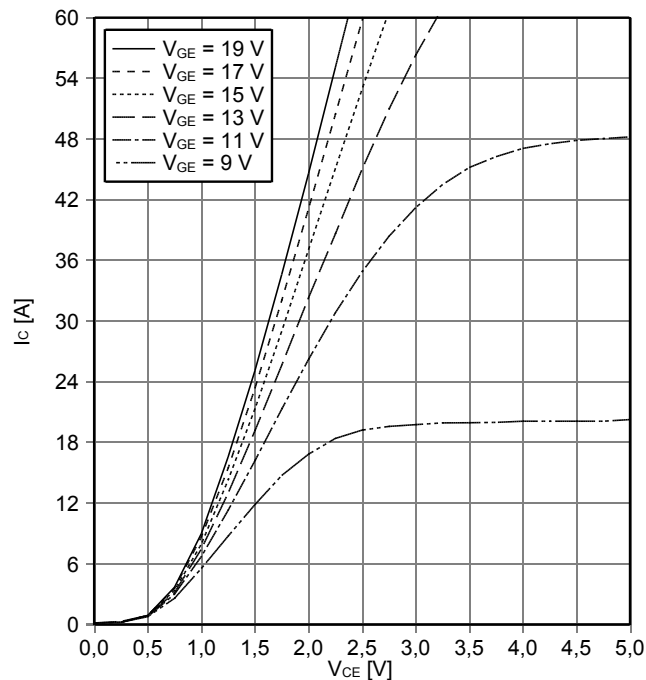
输出特性 IGBT, 逆变器 (典型)  
output characteristic IGBT, Inverter (typical)

$I_C = f(V_{CE})$   
 $V_{GE} = 15\text{ V}$



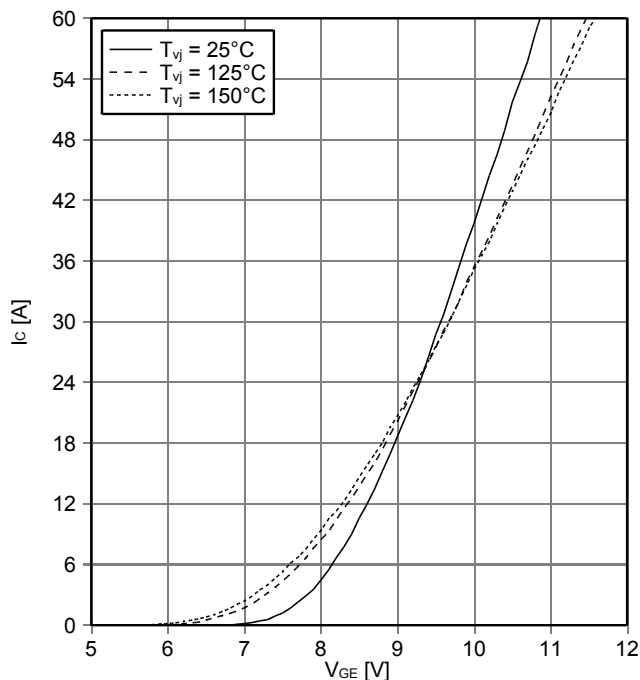
输出特性 IGBT, 逆变器 (典型)  
output characteristic IGBT, Inverter (typical)

$I_C = f(V_{CE})$   
 $T_{vj} = 150^\circ\text{C}$



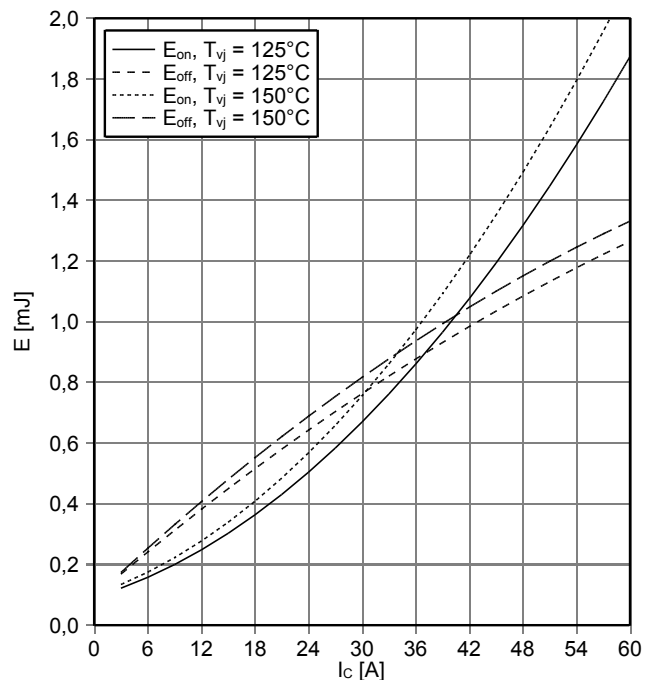
传输特性 IGBT, 逆变器 (典型)  
transfer characteristic IGBT, Inverter (typical)

$I_C = f(V_{GE})$   
 $V_{CE} = 20\text{ V}$



开关损耗 IGBT, 逆变器 (典型)  
switching losses IGBT, Inverter (typical)

$E_{on} = f(I_C)$ ,  $E_{off} = f(I_C)$   
 $V_{GE} = \pm 15\text{ V}$ ,  $R_{Gon} = 15\ \Omega$ ,  $R_{Goff} = 15\ \Omega$ ,  $V_{CE} = 300\text{ V}$

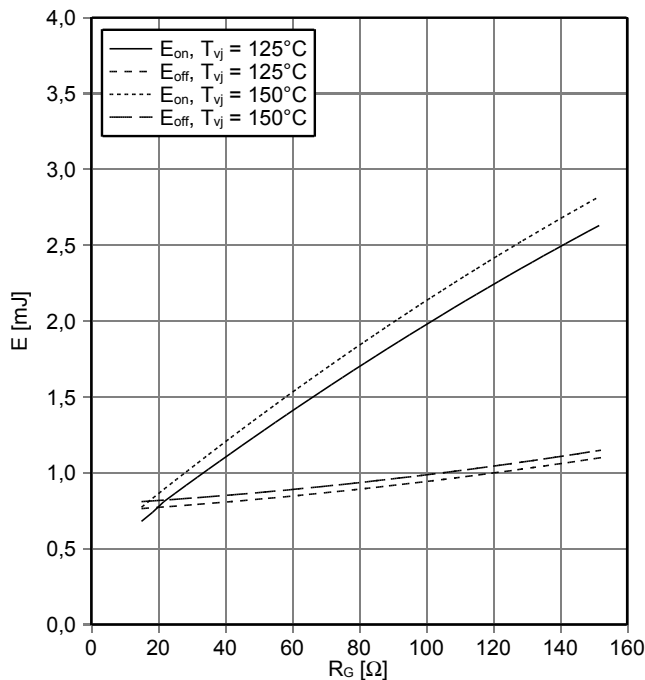


|                  |                                 |
|------------------|---------------------------------|
| prepared by: DPK | date of publication: 2013-10-03 |
| approved by: RK  | revision: 2.0                   |

初步数据  
Preliminary Data

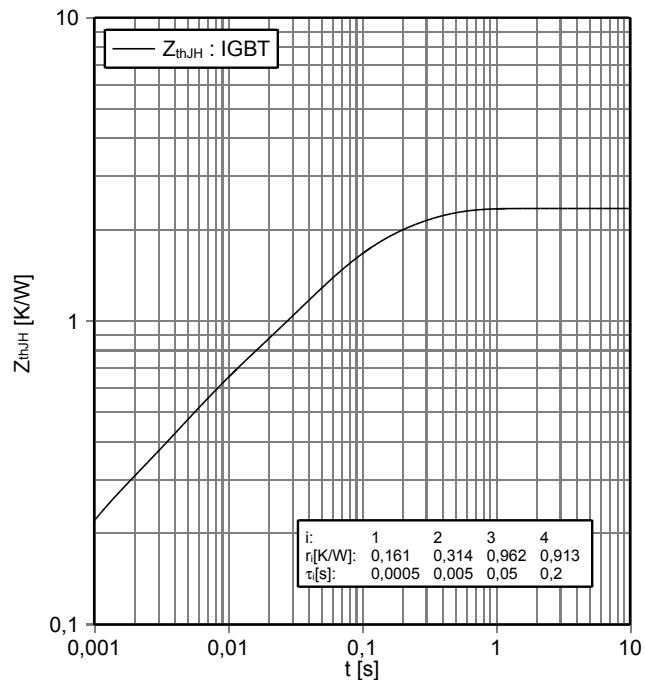
开关损耗 IGBT, 逆变器 (典型)  
switching losses IGBT, Inverter (typical)

$E_{on} = f(R_G)$ ,  $E_{off} = f(R_G)$   
 $V_{GE} = \pm 15\text{ V}$ ,  $I_C = 30\text{ A}$ ,  $V_{CE} = 300\text{ V}$



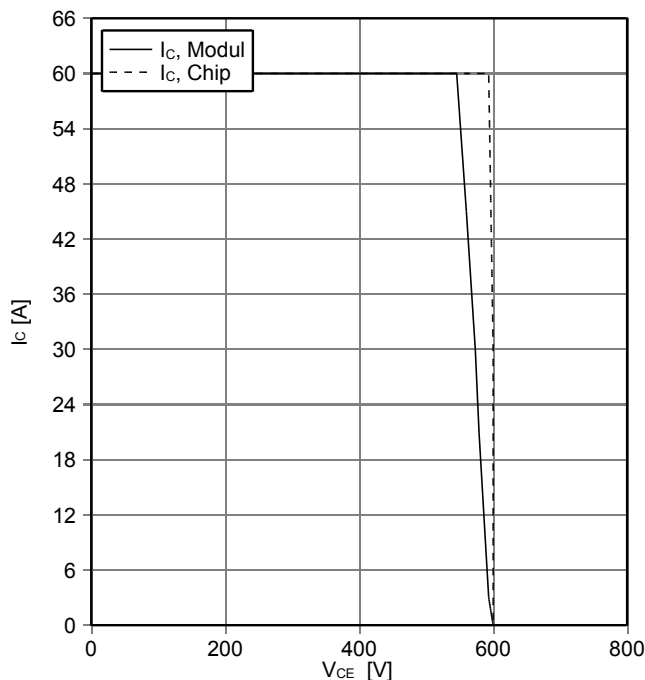
瞬态热阻抗 IGBT, 逆变器  
transient thermal impedance IGBT, Inverter

$Z_{thJH} = f(t)$



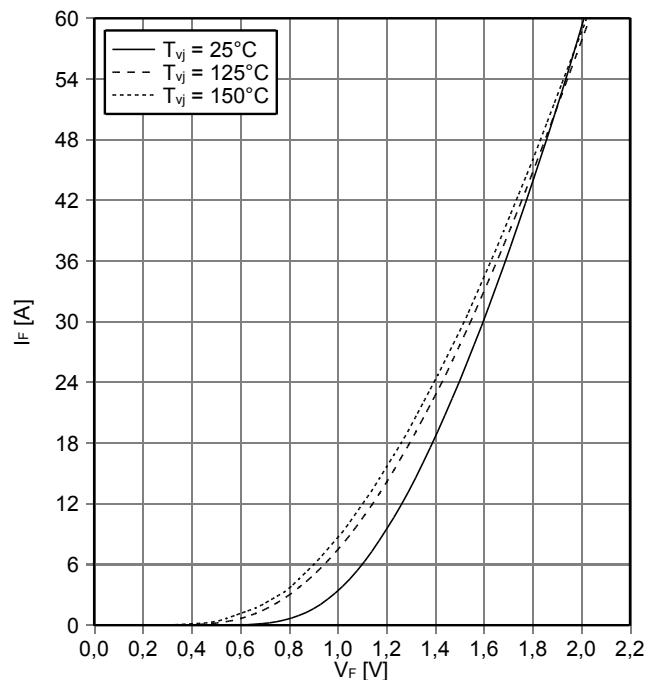
反偏安全工作区 IGBT, 逆变器 (RBSOA)  
reverse bias safe operating area IGBT, Inverter (RBSOA)

$I_C = f(V_{CE})$   
 $V_{GE} = \pm 15\text{ V}$ ,  $R_{Goff} = 15\ \Omega$ ,  $T_{vj} = 150^\circ\text{C}$



正向偏压特性 二极管, 逆变器 (典型)  
forward characteristic of Diode, Inverter (typical)

$I_F = f(V_F)$



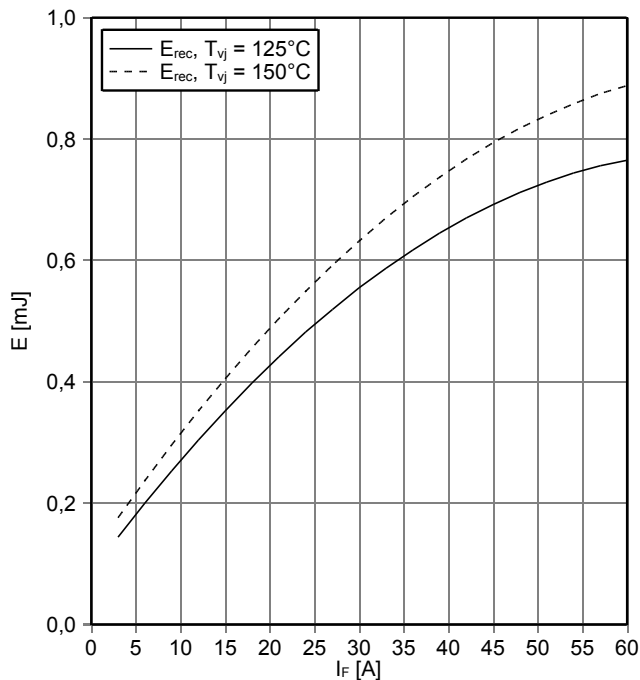
|                  |                                 |
|------------------|---------------------------------|
| prepared by: DPK | date of publication: 2013-10-03 |
| approved by: RK  | revision: 2.0                   |



初步数据  
Preliminary Data

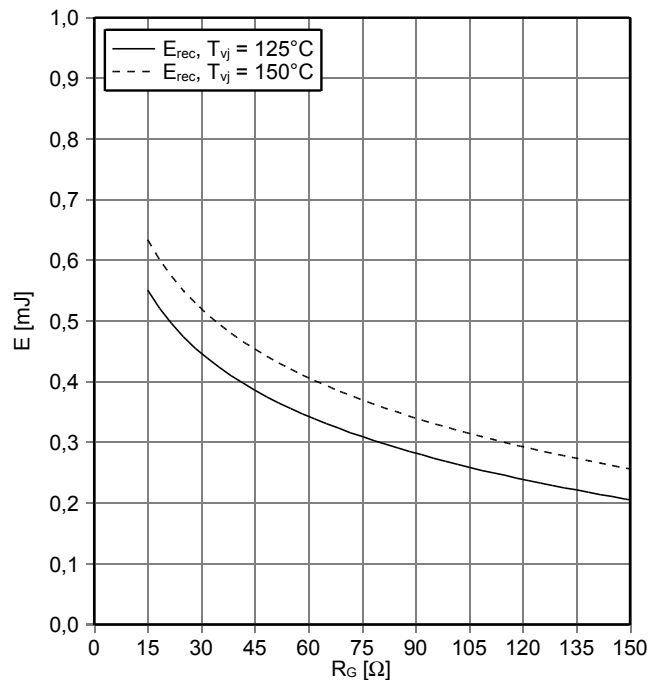
开关损耗 二极管, 逆变器 (典型)  
switching losses Diode, Inverter (typical)

$E_{rec} = f(I_F)$   
 $R_{Gon} = 15 \Omega, V_{CE} = 300 V$



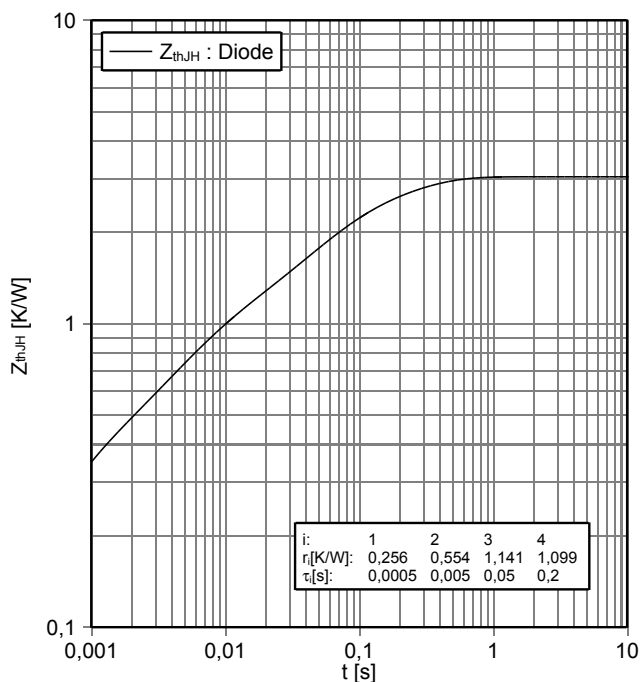
开关损耗 二极管, 逆变器 (典型)  
switching losses Diode, Inverter (typical)

$E_{rec} = f(R_G)$   
 $I_F = 30 A, V_{CE} = 300 V$



瞬态热阻抗 二极管, 逆变器  
transient thermal impedance Diode, Inverter

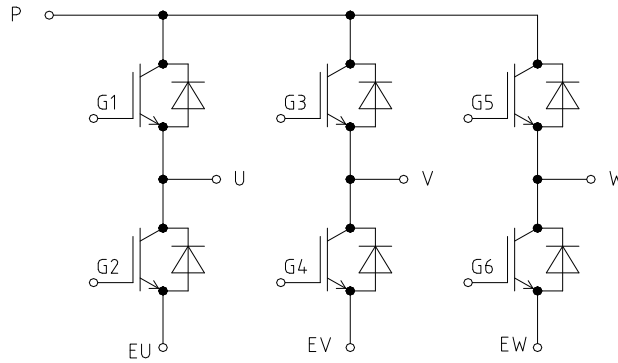
$Z_{thJH} = f(t)$



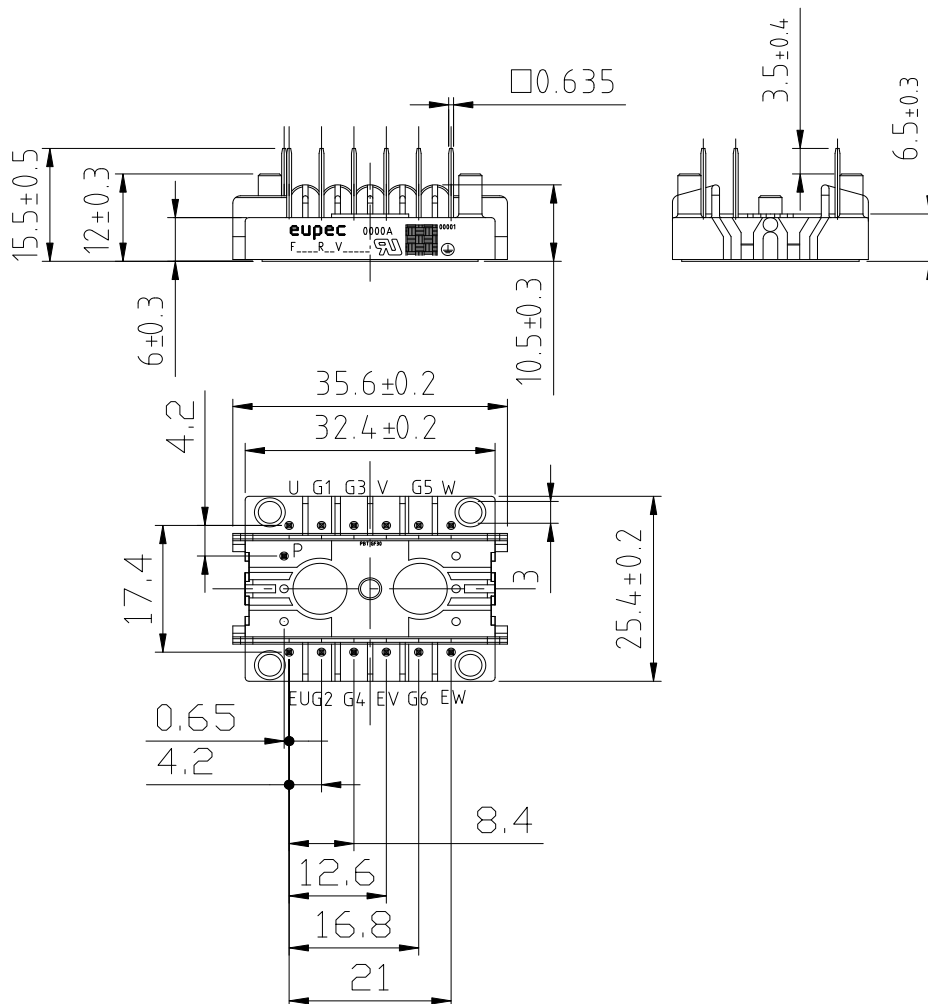
|                  |                                 |
|------------------|---------------------------------|
| prepared by: DPK | date of publication: 2013-10-03 |
| approved by: RK  | revision: 2.0                   |

初步数据  
Preliminary Data

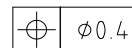
接线图 / circuit\_diagram\_headline



封装尺寸 / package outlines



Pinpositions with tolerance



|                  |                                 |
|------------------|---------------------------------|
| prepared by: DPK | date of publication: 2013-10-03 |
| approved by: RK  | revision: 2.0                   |



**初步数据  
Preliminary Data**

**使用条件和条款**

**使用条件和条款**

产品规格书中的数据是专门为技术人员提供的，您和您的技术部门应该针对您的应用来评估产品及产品的所有参数是否适合

产品规格书中所描述的产品特性是被保证的，任何这种保证严格依照供货协议中所涉及的条件和条款。除此之外，产品和产品的特性没有任何的保证  
请注意安装及应用指南中的信息。

如果您有超出规格书所提供的产品信息的要求或者对我们的产品针对的特殊应用有疑虑的话，请联系我们负责你的销售部门（详情查询 [www.infineon.com](http://www.infineon.com)）。对那些特别感兴趣的问题我们将提供相应的手册

由于技术需要，我们的产品可能含有危险物质。如果需要查询类似问题请联系我们负责你的销售部门

如果您想将我们的产品用于航天，健康，危及生命或者生命维持等应用，请申明。

请注意，对这类应用我们强烈建议

-执行联合的风险和质量评估

-得到质量协议的结论

-建立联合的测试和出厂产品检查，我们可以根据测试的实际情况供货

如果有必要，请根据实际需要将类似的说明给你的客户

保留产品规格书的修改权

**Terms & Conditions of usage**

The data contained in this product data sheet is exclusively intended for technically trained staff. You and your technical departments will have to evaluate the suitability of the product for the intended application and the completeness of the product data with respect to such application.

This product data sheet is describing the characteristics of this product for which a warranty is granted. Any such warranty is granted exclusively pursuant the terms and conditions of the supply agreement. There will be no guarantee of any kind for the product and its characteristics. The information in the valid application- and assembly notes of the module must be considered.

Should you require product information in excess of the data given in this product data sheet or which concerns the specific application of our product, please contact the sales office, which is responsible for you ( see [www.infineon.com](http://www.infineon.com) ). For those that are specifically interested we may provide application notes.

Due to technical requirements our product may contain dangerous substances. For information on the types in question please contact the sales office, which is responsible for you.

Should you intend to use the Product in aviation applications, in health or live endangering or life support applications, please notify. Please note, that for any such applications we urgently recommend

- to perform joint Risk and Quality Assessments;

- the conclusion of Quality Agreements;

- to establish joint measures of an ongoing product survey, and that we may make delivery depended on the realization of any such measures.

If and to the extent necessary, please forward equivalent notices to your customers.

Changes of this product data sheet are reserved.

|                  |                                 |
|------------------|---------------------------------|
| prepared by: DPK | date of publication: 2013-10-03 |
| approved by: RK  | revision: 2.0                   |

# Mouser Electronics

Authorized Distributor

Click to View Pricing, Inventory, Delivery & Lifecycle Information:

[Infineon:](#)

[FS30R06VE3](#)