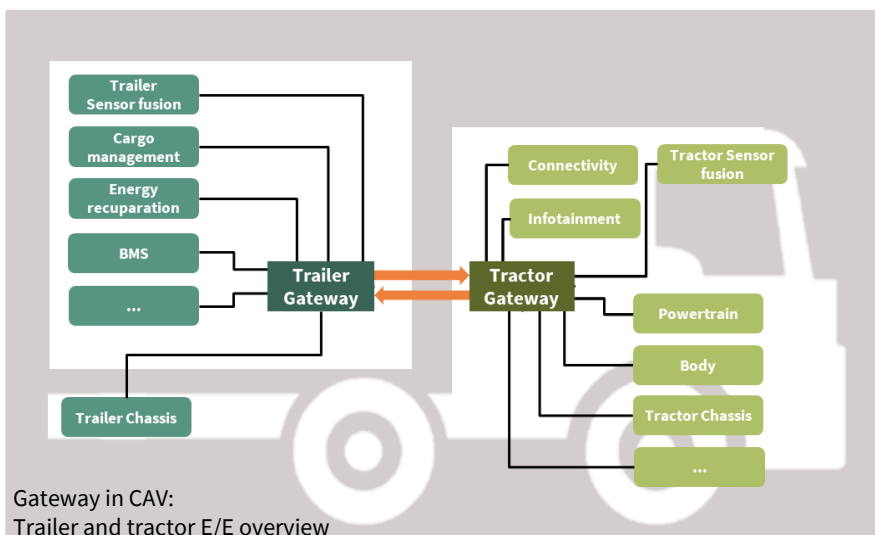


Product brief


24V Automotive gateway

Automotive/CAV Ethernet gateway evaluation board

Infineon has combined its wealth of experience in microcontroller design to create a new 24V Automotive Gateway evaluation board that can cover a broad range of automotive and CAV applications. Either for gateway, sensor fusion or telematics systems, this new evaluation board is the ideal solution for bringing projects out of the paper, being the right environment for rapid prototyping while minimizing R&D efforts and time to market.



The new 24V Automotive gateway board features two powerful AURIX™ TC397 microcontrollers combined with the RTL9047AA automotive Ethernet switch from Realtek. The two AURIX™ TC397 bring the well-known multicore computing performance, flexibility, scalability, integrated safety and security support of the AURIX™ 2nd generation family, while supporting the latest communications interfaces, featuring a Gigabit Ethernet interface, multiple ISO 11898-1-compliant CAN FD channels, as well as LIN and Flexray channels. An additional eMMC interface for external flash interfacing enables local data storage, supporting software-over-the-air update concepts. Realtek's RTL9047AA automotive Ethernet switch controller features five integrated



Key features

- > 2x AURIX™ TC397 connected via 2 HSSL connections
- > 24 V compliant with high level of integration (can also operate in 12V)
- > Realtek RTL9047AA Automotive Eth. switch
- > 16x CAN-FD, 4x LIN, 4x Flexray channels
- > 5x Ethernet 100Mbit with PoDL
- > 1x Ethernet 1 Gigabit
- > Raspberry pi like extension header
- > OPTIREG™ PMIC (TLF30682)

Key benefits

- > AURIX™ Computing Performance, flexibility, scalability, integrated safety and security support
- > Specially designed for 24V architecture systems (CAV)
- > Fast prototyping and minimization of R&D resources
- > Multiple connectivity capabilities

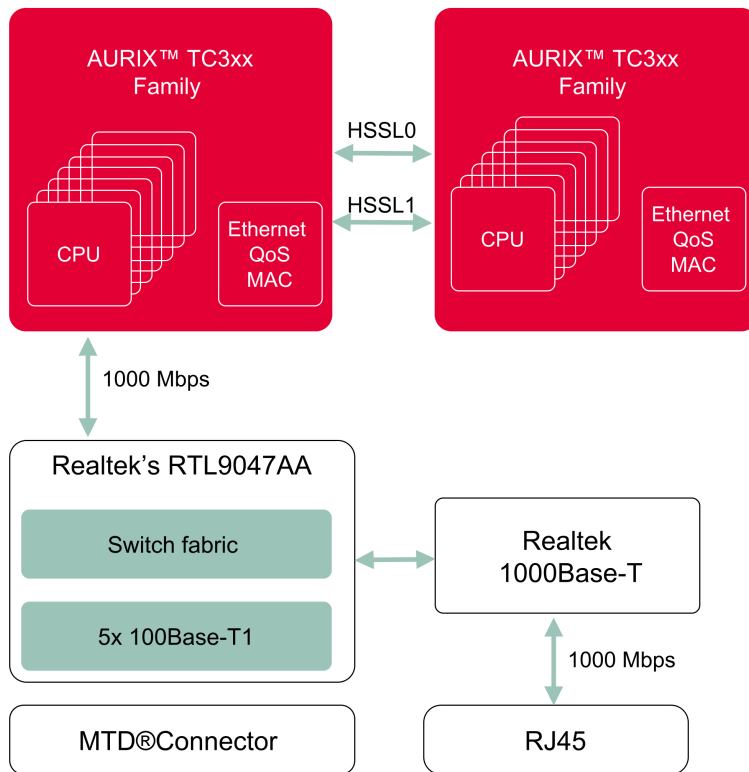
Applications

- > Gateway
- > Sensor Fusion
- > Telematics systems
- > Multipurpose CAV applications



24V Automotive gateway

Automotive Ethernet gateway evaluation board



100Base-T1 PHY transceivers, one fast Ethernet PHY and up to two full featured xMII interfaces to provide access via an external CPU or to a cascade switch. The RTL9047AA switch is AEC grade 1 qualified. The new 24V Automotive Gateway board is prepared to address the most challenging E/E architectures. The AURIX™TC397 is connected with a 1Gbps RGMII port to the Ethernet Switch for data transfer and a SPI channel for managing the Switch. The RTL9047AA provide five 100Base-T1 Ports together with the Rosenberger H-MTD® connector set provide the right feature set to connect the Automotive Gateway Board to an In Vehicle Network. 16 CAN-FD connections, 4 LIN and 4 FlexRay channels in total, half on each CPU allow bridging of different network topologies. CPU A offers in addition a PSI5-S connection with 4 channels. CPU B provides a raspberry pi like extension header to add extension Boards like pHAT. Both CPUs are connected with two high speed HSSL channels and one SPI channel.

AURIX™ TC3xx safety architecture was combined with Infineon's OPTIREG™ PMIC (TLF30682) multi-rail supply to efficiently meet ASIL-D requirements.

The board also does not compromise on security. The second generation of the programmable Hardware Security Module (HSM) is available across the AURIX™ TC3xx family for secure on-board communications and to prevent hardware manipulation such as tuning. Infineon's Trusted Platform Module (TPM) SLB9670 is the latest product featuring a fully TCG TPM 2.0 standard compliant module connected via SPI to the AURIX™.

For more Information about components contact these companies direct

Infineon Technologies AG	Realtek	Rosenberger Hochfrequenztechnik GmbH & Co. KG
Mr. Felipe Cavalcanti Taguchi	Mr. Albert Kuo	Hauptstraße 1
Infineon Technologies AG Am Campeon 1-15 85579 Neubiberg, Germany	Communications Network Business Division No. 2, Innovation Road II, Hsinchu Science Park, Hsinchu 300, Taiwan	83413 Fridolfing P.O. Box 1260
Mail: felipe.taguchi@infineon.com	Mail: albertk@realtek.com	84526 Tittmoning Germany
		Phone +49 8684 18-0
		info@rosenberger.com
		www.rosenberger.com

Published by
Infineon Technologies AG
81726 Munich, Germany

© 2018 Infineon Technologies AG.
All Rights Reserved.

Please note!

THIS DOCUMENT IS FOR INFORMATION PURPOSES ONLY AND ANY INFORMATION GIVEN HEREIN SHALL IN NO EVENT BE REGARDED AS A WARRANTY, GUARANTEE OR DESCRIPTION OF ANY FUNCTIONALITY, CONDITIONS AND/OR QUALITY OF OUR PRODUCTS OR ANY SUITABILITY FOR A PARTICULAR PURPOSE. WITH REGARD TO THE TECHNICAL SPECIFICATIONS OF OUR PRODUCTS, WE KINDLY ASK YOU TO REFER TO THE RELEVANT PRODUCT DATA SHEETS PROVIDED BY US. OUR CUSTOMERS AND THEIR TECHNICAL DEPARTMENTS ARE REQUIRED TO EVALUATE THE SUITABILITY OF OUR PRODUCTS FOR THE INTENDED APPLICATION.

WE RESERVE THE RIGHT TO CHANGE THIS DOCUMENT AND/OR THE INFORMATION GIVEN HEREIN AT ANY TIME.

Additional information

For further information on technologies, our products, the application of our products, delivery terms and conditions and/or prices, please contact your nearest Infineon Technologies office (www.infineon.com).

Warnings

Due to technical requirements, our products may contain dangerous substances. For information on the types in question, please contact your nearest Infineon Technologies office.

Except as otherwise explicitly approved by us in a written document signed by authorized representatives of Infineon Technologies, our products may not be used in any life-endangering applications, including but not limited to medical, nuclear, military, life-critical or any other applications where a failure of the product or any consequences of the use thereof can result in personal injury.

Mouser Electronics

Authorized Distributor

Click to View Pricing, Inventory, Delivery & Lifecycle Information:

[Infineon:](#)

[KITA2GTC39724VGTWTOBO1](#)