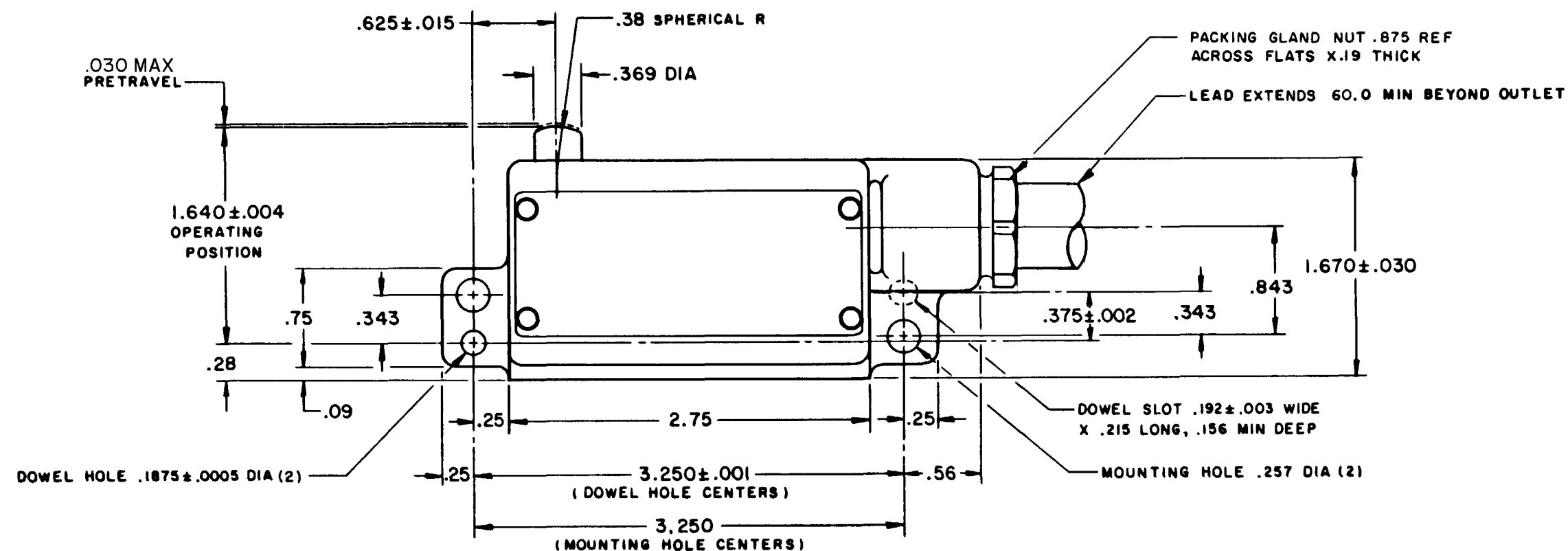
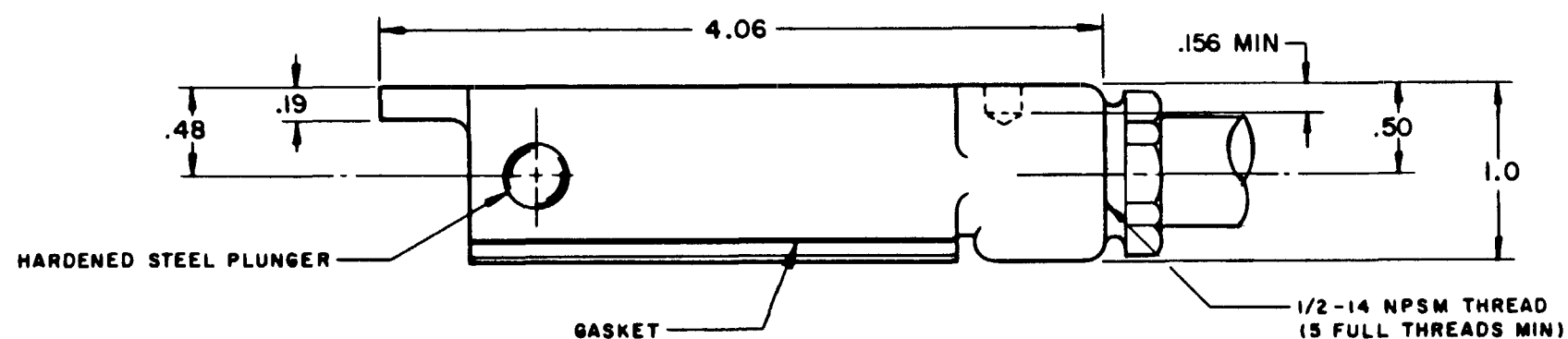





CATALOG LISTING
BZLN-5-LH



THIS DRAWING COVERS A PROPRIETARY ITEM AND IS THE PROPERTY OF MICRO SWITCH, A DIVISION OF MINNEAPOLIS-MONEYWELL REGULATOR CO. THIS DRAWING IS NOT TO BE COPIED OR USED WITHOUT THE APPROVAL OF MICRO SWITCH.

CHARACTERISTICS	ELECTRICAL DATA	SCALE FULL
OPERATING FORCE — — — 5 LB MAX	CONTACT ARRANGEMENT S P D T	DO NOT SCALE PRINT
RELEASE FORCE — — — 1 LB MIN	10A 125, <u>250</u> OR 480 VAC 1/8 HP 125 VAC, 1/4 HP <u>250</u> VAC 1/2A 125 VDC, 1/4A 250 VDC	UNLESS OTHERWISE NOTED DIMENSIONS ARE IN INCHES TOLERANCES ARE: ONE PLACE (.0) ±.030 TWO PLACE (.00) ±.015 THREE PLACE (.000) ±.005 ANGLES ±
DIFFERENTIAL TRAVEL — — — .004 MAX		WEIGHT
OVERTRAVEL — — — .203 MIN		

WIRING CONNECTIONS—
COMMON — BLACK LEAD
NORMALLY OPEN — RED LEAD
NORMALLY CLOSED — WHITE LEAD
DISCONNECTED — GREEN LEAD

BZLN-5-LH

W

DRAINAGE NUMBER

153

REVISIONS

A CO 19597

MBF

6 NOV 64

B CO 50714

28 APR 82

C055988

MAM
31 OCT 84

0066766

U	000000
M	A
M	

5 APR 90

E CO-81715

JAK
26 SEP 95

--	--

[illegible]

--	--

--	--

1

--	--

--

--	--

11

11/11/2011

Copyright © 2004 John Wiley & Sons, Ltd.

100

11

MATE

DATA

10.

F

FORMTEK

Mouser Electronics

Authorized Distributor

Click to View Pricing, Inventory, Delivery & Lifecycle Information:

[Honeywell:](#)

[BZLN-5-LH](#)