

Interactive Catalog Replaces Catalog Pages

Honeywell Sensing and Control has replaced the PDF product catalog with the new **Interactive Catalog**. The **Interactive Catalog** is a power search tool that makes it easier to find product information. It includes more installation, application, and technical information than ever before.



**Click this icon to try the new
Interactive Catalog.**

Sensing and Control


Honeywell Inc.

11 West Spring Street

Freeport, Illinois 61032

Solid State Sensors
Digital Position Sensors

SR3 Series

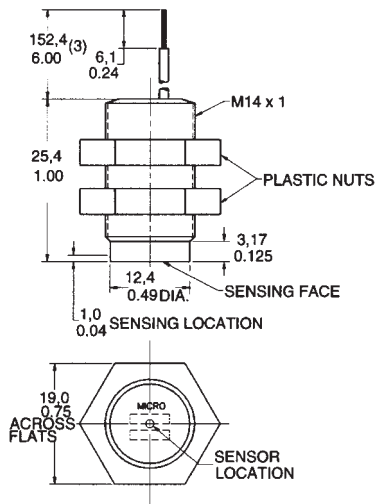


FEATURES

- Completely enclosed housing
- Color coded leadwires
- High speed, no-touch operation over 100 kHz possible
- Adjustable mounting
- Reverse polarity protection (bipolar listing)
- Meets NEMA 3, 3R, 3S, 4, 4X, 12 and 13 requirements
- Bushing is PBT (Valox 420 SEO) 30% glass filled

MOUNTING DIMENSIONS

(For reference only)

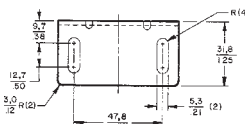
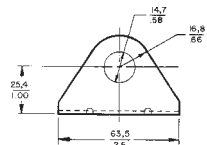


24AWG Leadwire color code:

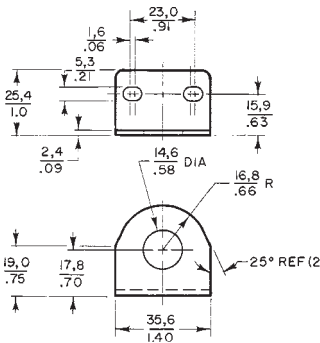
- Red Vs (+)
- Green Output
- Black Ground (-)

MOUNTING BRACKETS

1SR14M



1SR14MHD



SR3 ORDER GUIDE

Catalog Listings		SR3F-A1		SR3B-A1		SR3G-A1		SR3C-A1		SR4P2-A1	
Supply Voltage (VDC)		4.5 to 24		4.5 to 24		4.5 to 24		4.5 to 24		6 to 24	
Supply Current (mA max.)		18.0		15.0		22.0		19.0		13.5	
Output Type		Sink		Sink		Sink		Sink		Sink	
Output Voltage (V max.)		0.40		0.40		0.40		0.40		0.40	
Current per Output (mA max.)		10		10		10		10		20	
Magnetics Type		Unipolar (1)		Bipolar (2)		Unipolar (1)		Unipolar (1)		Omnipolar (3)	
Magnetic Char. & Temp. −40 to 85°C (−40 to +185°F) 25°C (+77°F) Typical	Max. Op.	G	mT	G	mT	G	mT	G	mT	G	mT
		450	45.0	150	15.0	430	43.0	190	19.0	25	2.5
	Min. Rel.	170	17.0	−150	−15.0	160	16.0	60	6.0	5	0.5
	Min. Dif.	20	2.0	40	4.0	50	5.0	10	1.0	7	0.7
	Typ. Op.	400	40.0	90	9.0	350	35.0	150	15.0	15	1.5
	Typ. Rel.	185	18.5	− 90	− 9.0	280	28.0	100	10.0	11	1.1
Typ. Dif.		20	2.0	80	8.0	70	7.0	30	3.0	4	0.4

(1) A unipolar sensor has a plus maximum operate point and a plus minimum release point. One magnetic pole (south) is required to operate and release a unipolar sensor.

(2) A bipolar sensor has a plus (south pole) maximum operate point and a minus (north pole) minimum release point. Operate and release points can be both positive, or both negative. **Latching cannot be guaranteed.** Ring magnets are usually used with bipolar sensors.

(3) An omnipolar sensor operates with any magnetic field (north or south pole).

(4) Operating characteristics are from -20°C to +85°C for SR4P2-A1.

(5) To order 1 meter jacketed leads, replace the 1 at end of listing with a 2.

Example: SR3B-A2.

G = Gauss
mT = milliTesla

Mouser Electronics

Authorized Distributor

Click to View Pricing, Inventory, Delivery & Lifecycle Information:

[Honeywell:](#)

[SR3B-A1](#)