



Limitless™
Wireless Multi-Protocol Receiver
WMPR Series



Limitless™ WMPR Series

Wireless Multi-Protocol Receiver

The WMPR Series is a reliable din-rail or panel-mountable receiver that is designed to receive a wireless signal from a Limitless™ digital or analog input or node. The WMPR Series receiver then communicates the Limitless™ digital or analog node status (i.e., switch open or closed, pressure value) to an EtherNet/IP™ compliant Master device (i.e., programmable logic controller). When compared to traditional wired solutions, Honeywell's wireless solutions can greatly reduce the costs of wiring, installation, and maintenance by eliminating the need for conduit, connectors, and wire while significantly reducing installation and labor costs.

Accommodating up to 14 Limitless™ digital or analog nodes, the WMPR Series is designed for applications requiring multiple wireless inputs. The WMPR Series receiver is menu driven through the use of function buttons and an easy-to-read LCD. The menu allows the user to see the status of the nodes, configure nodes, and update receiver functionality.

What makes our wireless solutions better?

- Designed to enable control and/or notification in remote parts of application/machinery/manufacturing plants where wiring is too costly or not possible
- Ability to reconfigure and network multiple interfaces, or point-to-point with personalized addresses, allows for adding, subtracting, or relocating Limitless™ inputs easily
- Reduces installation/maintenance costs due to the elimination of wiring to Limitless™ switches, conduit, strain relief, clips, connectors, junction boxes, etc.
- Typically eliminates issues with wire connection integrity on moving equipment
- Visual feedback via LCD: RF signal loss, battery condition, node update rate, node pairing, etc.
- Output is ODVA certified (certification pending) – EtherNet/IP Conformance Tested™



INDUSTRY STANDARD
VALUE • RELIABLE

Features and Benefits

WIRELESS DESIGN

Radio (license-free and global): WPAN 802.15.4, 2.4 GHz, point-to-point provides **increased reliability, flexibility, and security** in wireless transmission. Enables operator control or indication (i.e., push button, pressure sensor, or limit switch) from remote locations where wiring is too costly or is not possible (up to 305 m [1000 ft]).

VISUAL FEEDBACK

LCD's function buttons on the front panel allow the user to easily navigate through the menu to obtain status of the switch actuation state, sensor value, battery condition, RF signal loss, node pairing, node update rate, fault indications, etc.

Range of 305 m [1000 ft]

REMOTE MONITORING

License-free RF wireless protocol standards (IEEE 802.15.4) allow for remote monitoring of processes and equipment. **Designed for global availability**, the WMPR offers a wide variety of Limitless™ inputs with simple and universal PLC connections.

Reduces installation and maintenance

SIGNAL STRENGTH

With direct or remote-mount antenna options for space and/or signal transmission optimization, the WMPR Series receiver can **monitor up to 14 Limitless™ inputs** on a single device.

RECONFIGURABLE

Able to reconfigure multiple inputs allow for adding, subtracting, or relocating of Limitless™ inputs. **Eliminates issues with wire connection integrity** on moving equipment.

REDUCES COSTS

Helps reduce installation/maintenance costs with no wires, conduit, strain relief, clips, connectors, connection boxes, etc.

RUGGED THERMOPLASTIC (ABS) HOUSING

Sealed to IP20 and designed with a combination of **din-rail or through-hole mount** for installation ease. RJ-45 EtherNet connection with a lever-actuating connector allows easy installation when installing power connections.

Potential Applications

with elements of control, notification, and/or setup



INDUSTRIAL

- Valve position
- Lifts
- Material handling
- Presses
- Conveyors
- Remote or temporary equipment
- Safety shower/eye-wash stations
- Grain diverters or gates
- Mold injection machines
- Door or gate position
- Hose attachment verification
- Specialty machines



Limitless™ Wireless Multi-Protocol Receiver

Table 1. Specifications

Characteristic	Parameter
Series name	WMPR Series
Product type	Limitless™ wireless multi-protocol receiver
Housing material	Flame retardant ABS (Acrylonitrile Butadiene Styrene)
Housing type	35 mm din-rail bracket or through-hole mounting plate design, 3,5 mm [#8] machine screws
Housing size	81,3 mm H x 160 mm W x 43,2 mm D [3.2 in H x 6.3 in W x 1.7 in D] ref.
Radio type	WPAN 802.15.4, 2.4 GHz
Communication agency approvals/certificates*	FCC 15.247: United States of America IC RSS 210: Canada ETSI, CE mark: European
Antenna connection/type	RP-SMA jack for direct mount or remote antenna options; omni-directional standard
Indication/operator interface	LCD display with function button navigation of a menu program Configuration LEDs: green, blue, red
Signal range	1000 ft** [305 m]** clear line of sight between Limitless™ input and receiver when using 2.2 dBi integral antenna
Supply voltage	10 Vdc to 30 Vdc
Supply current	500 mA max.
Output type	EtherNet/IP™ (ODVA - EtherNet/IP Conformance Tested™) (certification pending)
Output connector	RJ-45 connector
Supply connection	lever actuating connector
Reverse polarity protection	Yes
Sealing	IP20
EMC	Latest applicable standards: EN 300 328, V1.8.1; EN 61326-1 (2013); EN 301 489-1, V1.9.2; EN 301 489-17, V2.2.1
Shock	IEC 60068-2-27; half sine, 10 g, 6 mS, 3 axis
Vibration	IEC 60068-2-6; 10 Hz to 58 Hz with 0,75 mm peak-to-peak, 58-500 Hz @ 5g
Operating temperature	-20 °C to 70 °C [-4 °F to 158 °F]

* Honeywell is continuing to add new Country Communication Agency Approvals as opportunities and requirements are established

**Actual range will vary depending upon antennas, cables, and site topography

WMPR Series

PRODUCT NOMENCLATURE

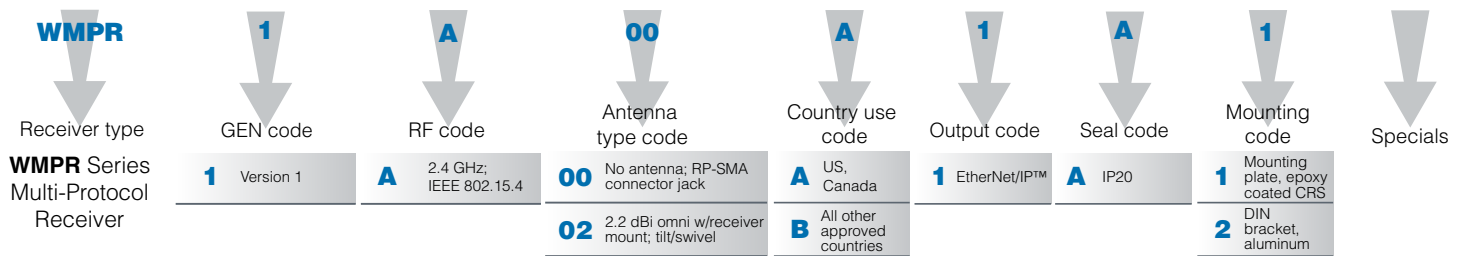
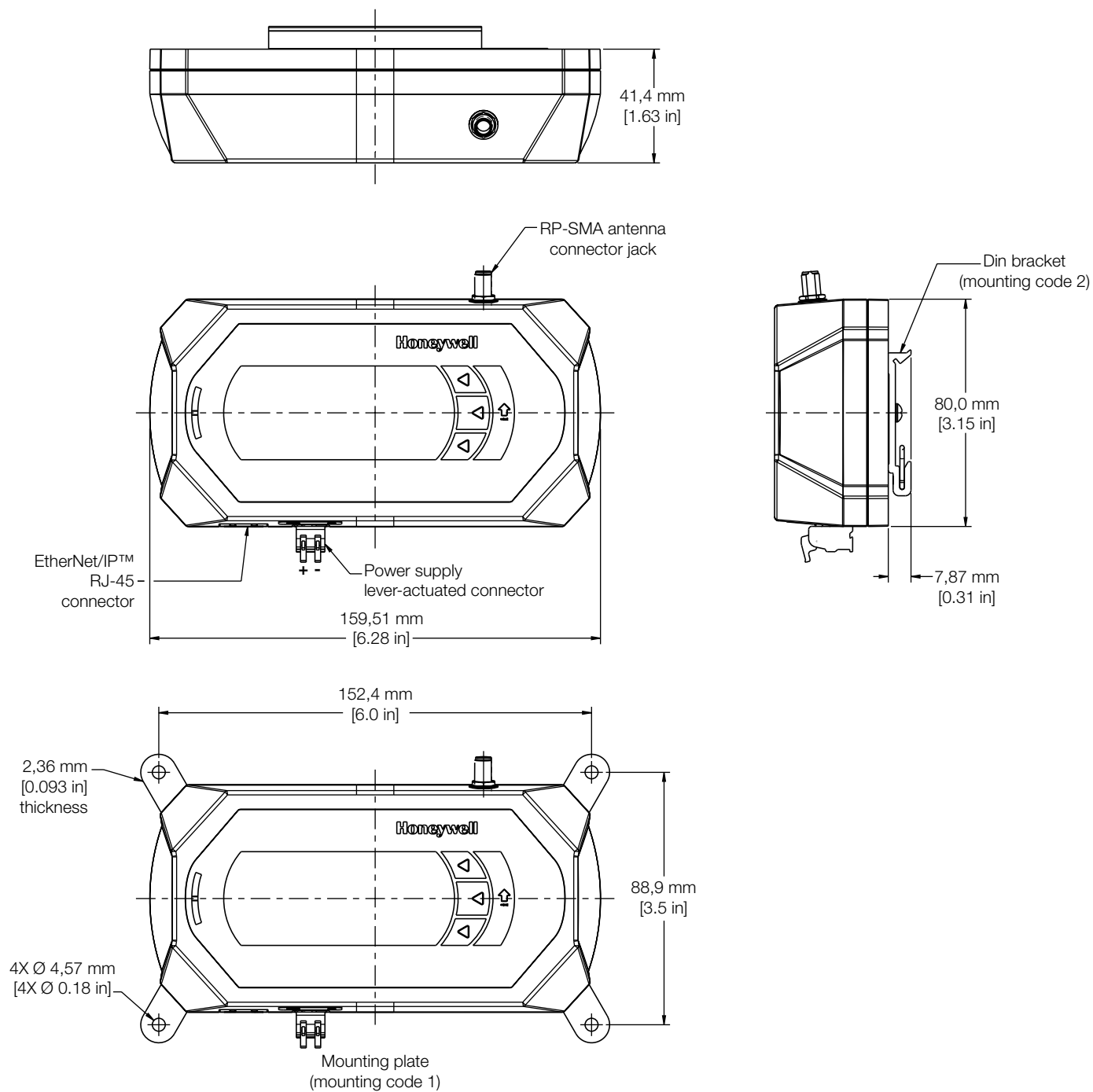


Table 2. WMPR Order Guide

Part number	Description
WMPR1A00A1A1	Limitless™ EtherNet/IP™ output receiver, no antenna - RP-SMA jack only, mounting plate, for use in US and Canada
WMPR1A00B1A1	Limitless™ EtherNet/IP™ output receiver, no antenna - RP-SMA jack only, mounting plate, for use in all approved countries
WMPR1A00A1A2	Limitless™ EtherNet/IP™ output receiver, no antenna - RP-SMA jack only, din-rail bracket, for use in US and Canada
WMPR1A00B1A2	Limitless™ EtherNet/IP™ output receiver, no antenna - RP-SMA jack only, din-rail bracket, for use in all approved countries
WMPR1A02A1A1	Limitless™ EtherNet/IP™ output receiver, 2.2 dBi omni tilt-and-swivel antenna, mounting plate, for use in US and Canada
WMPR1A02B1A1	Limitless™ EtherNet/IP™ output receiver, 2.2 dBi omni tilt-and-swivel antenna, mounting plate, for use in all approved countries
WMPR1A02A1A2	Limitless™ EtherNet/IP™ output receiver, 2.2 dBi omni tilt-and-swivel antenna, din-rail bracket, for use in US and Canada
WMPR1A02B1A2	Limitless™ EtherNet/IP™ output receiver, 2.2 dBi omni tilt-and-swivel antenna, din-rail bracket, for use in all approved countries

Limitless™ Wireless Multi-Protocol Receiver









PRODUCT DIMENSIONS



WMPR Series

Table 3. Antenna Listings

The WMPR Series can be ordered without an antenna by using the “00” Antenna Type Code in the part number. Antennas may be ordered separately using the **Part Numbers** below.

	Part Number (if ordered separately)	Antenna Design	Antenna Gain (dBi)	Connector/Mounting	Dimensions
	WAN01RSP	straight	2.2	RP-SMA plug/direct mount	Ø 9,91 mm x 112,78 mm L [Ø 0.39 in x 4.44 in L]
	WAN02RSP	tilt/swivel	2.2	RP-SMA plug/direct mount	Ø 9,91 mm x 112,78 mm L [Ø 0.39 in x 4.44 in L]
	WAN03RSP	flat	3.0	RP-SMA plug/adhesive mount	Ø 7,87 mm x 22,1 mm W x 4,57 mm D [Ø 0.31 in x 0.87 in W x 0.18 in D] 3 m [9 ft] cable
	WAN05RSP*	tilt/swivel	9.0	RP-SMA plug/direct mount	Ø 12,7 mm x 384,05 mm L [Ø 0.50 in x 15.12 in L]
	WAN06RNJ*	straight	8.0	RP-N jack/bracket	Ø 33,5 mm x 427,9 mm L [Ø 1.32 in x 16.85 in L]
	WAN09RSP	low profile mobile	3.0	RP-SMA plug/magnetic	Ø 76,2 mm x 115 mm L [Ø 3.0 in x 4.54 in L] 4,57 m [15 ft] cable
	WAN10RSP	straight	5.0	RP-SMA plug/magnetic	Ø 76,2 mm x 230,1 mm L [Ø 3.0 in x 9.06 in L] 1,52 m [5 ft] cable
	WAN11RSP*	low profile mobile dome	4.0	RP-SMA plug/thru-hole screw	Ø 39 mm x 42,4 mm L [Ø 1.54 in x 1.67 in L]

* Not allowed for use with Country Code “B” Limitless™ products

ADDITIONAL INFORMATION

The following associated literature is available on the Honeywell web site at sensing.honeywell.com:

- Product installation instructions
- Product range guide
- Limitless™ product brochure
- Video: Dr. Larry on Limitless™ Wireless Solutions
- White Paper: Limitless™ Switches Offer Unlimited Benefits
- Product application-specific information
 - Application Flyer: Fume Hood Sash Management
 - Application Flyer: Safety Shower/Eyewash Station Alarm Solutions (WBX Series)
 - Application Note: Crane Jib/Two Block Assembly
 - Application Note: Limitless™ Wireless Solutions in Anti-Two Block Warning Systems for Cranes, Stationary and on Trucks
 - Application Note: Limitless™ Wireless Solutions in Industrial Tank Level Monitoring
 - Application Note: Limitless™ Wireless Solutions on Automotive Factory Floors
 - Application Note: Limitless™ Wireless Solutions on Hangar Doors
 - Application Note: Sensors and Switches for Industrial Manual Process Valves
 - Application Note: Sensors and Switches in Mobile Cranes
 - Application Note: Sensors and Switches Used in Valve Actuators and Valve Positioners

Find out more

Honeywell serves its customers through a worldwide network of sales offices, representatives and distributors. For application assistance, current specifications, pricing or name of the nearest Authorized Distributor, contact your local sales office.

To learn more about Honeywell's sensing and control products, call **+1-815-235-6847** or **1-800-537-6945**, visit **sensing.honeywell.com**, or e-mail inquiries to **info.sc@honeywell.com**

Sensing and Productivity Solutions
Honeywell
1985 Douglas Drive North
Golden Valley, MN 55422
honeywell.com



WARNING

PERSONAL INJURY

DO NOT USE these products as safety or emergency stop devices or in any other application where failure of the product could result in personal injury.

Failure to comply with these instructions could result in death or serious injury.



WARNING

MISUSE OF DOCUMENTATION

- The information presented in this product sheet is for reference only. Do not use this document as a product installation guide.
- Complete installation, operation, and maintenance information is provided in the instructions supplied with each product.

Failure to comply with these instructions could result in death or serious injury.

Honeywell

Mouser Electronics

Authorized Distributor

Click to View Pricing, Inventory, Delivery & Lifecycle Information:

Honeywell:

[WMPR1A00A1A1](#) [WMPR1A00B1A1](#) [WMPR1A00A1A2](#) [WMPR1A00B1A2](#) [WMPR1A02A1A1](#) [WMPR1A02B1A1](#)
[WMPR1A02A1A2](#) [WMPR1A02B1A2](#)