

# SNDH-H SERIES

005933  
Issue 5

## Speed Sensors

### DESCRIPTION

The SNDH-H Series Hall-Effect Speed Sensors uses a magnetically biased Hall-effect integrated circuit to accurately sense movement of ferrous metal targets. The specially designed IC (integrated circuit) and a permanent magnet are sealed in rugged, probe-type packages. The flux density of the permanent magnet alters when approached by ferrous metal. This is detected by the Hall ICs. If the sensor is positioned at the circumference of a revolving gear wheel, for example, it detects the teeth and tooth spaces, supplying a digital pulse output with frequency proportional to gear wheel speed. Optimum performance is dependent upon variables which must be considered in combination: target material, geometry and speed, sensor/target gap, and environmental temperature.

### POTENTIAL TRANSPORTATION APPLICATIONS

- Transmission speed sensing in heavy duty trucks, buses, agriculture and construction machines
- Wheel speed detection in material handling, agriculture, and construction machines
- Motor speed sensing in vehicle powertrain and hybrid engines in heavy duty trucks, buses, agriculture and construction machines

Not recommended for Aerospace or Defense applications.

### FEATURES

- Solid state, non-contacting Hall-effect magnetic sensing allows the device the ability to sense through dust, dirt and debris, enhancing reliability and product life
- Air gap up to 2,5 mm allows the sensor to be located up to 2,5 mm away from the target
- High frequency switching capability (to 15 kHz) allows the device to handle high RPMs (SNDH-H3L-G01)
- O-ring seal allows device to be sealed into housings
- Two housing materials allow flexibility within the application: stainless steel (corrosion and rust resistant): SNDH-H3L-G01; plastic: SNDH-H3C-G04, SNDH-H3P-G01
- Various probe lengths (20,3 mm, 27,5 mm, and 40 mm) simplify use within the application
- High operating temperature of -40°C to 125°C (SNDH-H3P-G01 and SNDH-H3C-G04) allows the device to be used in high temperature applications (e.g., engines)
- Digital current sinking output (open collector) simplifies electrical interfacing to control systems.
- Multiple connector options (Bosch 928000453, Delphi-Packard Metripak 150.2 Type 101, Deutsch DT06-3S) simplify installation
- Omnidirectional capability eliminates the need to align the sensor to the target, allowing the user to simply bolt the device (SNDH-H3C-G0, SNDH-H3L-G01)



- Zero speed versions indicate that the rotation has stopped, allowing the device to work at extremely low RPMs (SNDH-H3L-G01, SNDH-H3C-G04, SNDH-H3P-G01)
- Stable performance over temperature range and air gap range



### PORTFOLIO

The SNDH-H Series joins the SNG-S Series, the LCZ Series, and the ZH10 Series Hall-Effect Speed Sensors. For speed and direction sensors, see the SNG-Q Series and the SNDH-T Series To view the entire product portfolio, [click here](#).

**Honeywell**

## SPEED SENSORS, SNDH-H SERIES

TABLE 1. SPECIFICATIONS			
CHARACTERISTIC	SNDH-H3L-G01	SNDH-H3C-G04	SNDH-H3P-G01
Supply voltage range	4 Vdc to 24 Vdc	6.5 Vdc to 24 Vdc	
Output	digital current sinking (open collector)		
Supply current	6 mA max.	14 mA max.	
Output current	30 mA <sup>1</sup>	20 mA sinking	
Output leakage current	10 μA		
Reverse output voltage	–	-0.5 V	
Rise time (10% to 90%)	400 ns	1 μs	1 μs
Fall time (90% to 10%)	400 ns	0.6 μs	0.6 μs
Target orientation	omnidirectional	alignment required	
Zero speed	yes		
Operating frequency range	0 kHz to 15 kHz	0 kHz to 12 kHz	
Operating temp. range	-40°C to 100°C	-40°C to 125°C	
Dielectric	200 Vdc	–	
Housing material	stainless steel	plastic	
Sensing air gap	up to 2,5 mm [0.098 in]		
Target tooth width	2 mm	3 mm	
Target slot width	2 mm	>2 mm	
Tooth height	5 mm	>2 mm	
Target width	≥3 mm	>2 mm	
Sensor misposition to target	dependent on target geometry		
Probe length	40 mm	27,5 mm	20,3 mm
Probe diameter	9,53 mm	18,6 mm	15,37 mm
Connector	lead <sup>3</sup>	Delphi-Packard Metripak 150.2 Type 101	Deutsch DT06-3S

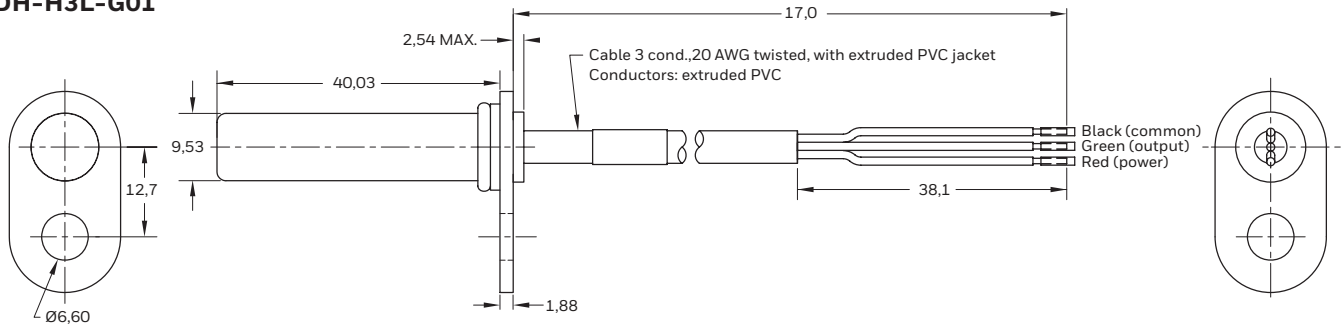
<sup>1</sup> Short circuit protected.

TABLE 2. ORDER GUIDE	
CATALOG LISTING	DESCRIPTION
SNDH-H3L-G01	SNDH-H Series, Hall-effect speed sensor, zero speed, omnidirectional, stainless steel, 40 mm probe length, lead <sup>3</sup> connector
SNDH-H3C-G04	SNDH-H Series, Hall-effect speed sensor, zero speed, plastic, 27,5 mm probe length, Delphi-Packard Metripak 150.2 Type 101 connector
SNDH-H3P-G01	SNDH-H Series, Hall-effect speed sensor, zero speed, plastic, 20,3 mm probe length, Deutsch DT06-3S connector

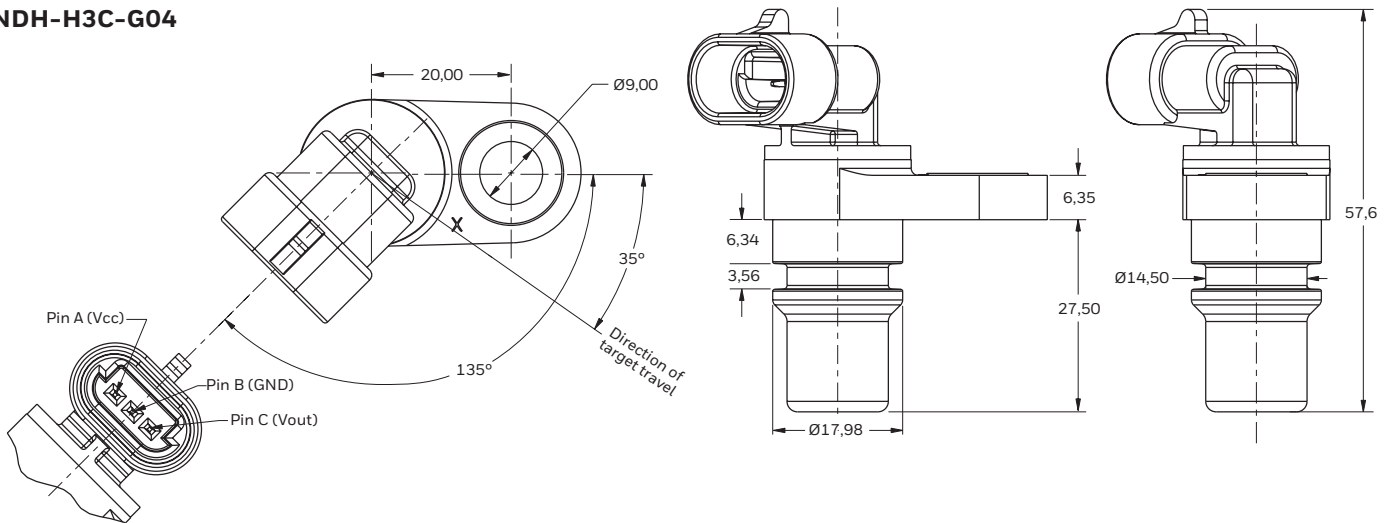
# SPEED SENSORS, SNDH-H SERIES

**FIGURE 1. MOUNTING DIMENSIONS (FOR REFERENCE ONLY: MM.)**

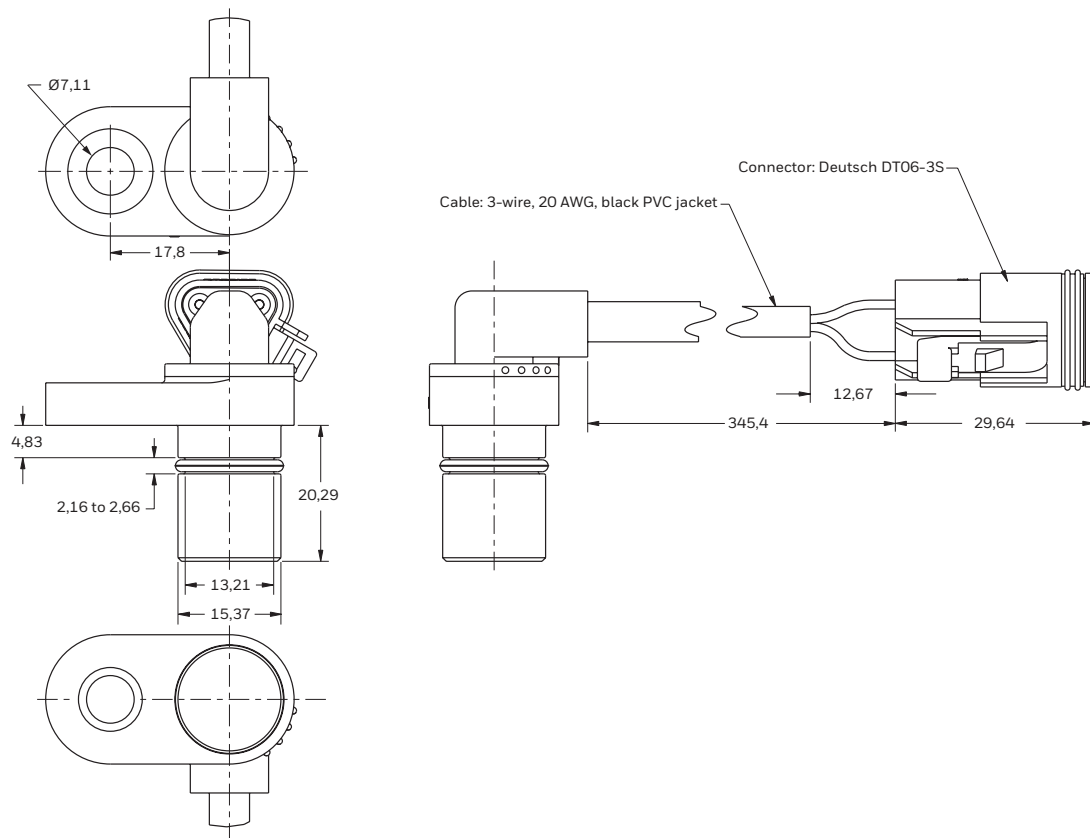
## SNDH-H3L-G01



## SNDH-H3C-G04



## SNDH-H3P-G01



## ADDITIONAL MATERIALS

The following associated literature is available at [sensing.honeywell.com](https://sensing.honeywell.com):

- Product range guide
- Installation instructions

## WARRANTY/REMEDY

Honeywell warrants goods of its manufacture as being free of defective materials and faulty workmanship during the applicable warranty period. Honeywell's standard product warranty applies unless agreed to otherwise by Honeywell in writing; please refer to your order acknowledgment or consult your local sales office for specific warranty details. If warranted goods are returned to Honeywell during the period of coverage, Honeywell will repair or replace, at its option, without charge those items that Honeywell, in its sole discretion, finds defective.

**The foregoing is buyer's sole remedy and is in lieu of all other warranties, expressed or implied, including those of merchantability and fitness for a particular purpose. In no event shall Honeywell be liable for consequential, special, or indirect damages.**

While Honeywell may provide application assistance personally, through our literature and the Honeywell web site, it is buyer's sole responsibility to determine the suitability of the product in the application.

Specifications may change without notice. The information we supply is believed to be accurate and reliable as of this writing. However, Honeywell assumes no responsibility for its use.

## FOR MORE INFORMATION

Honeywell Advanced Sensing Technologies services its customers through a worldwide network of sales offices and distributors. For application assistance, current specifications, pricing or the nearest Authorized Distributor, visit [our website](https://our.website) or call:

USA/Canada	+1 302 613 4491
Latin America	+1 305 805 8188
Europe	+44 1344 238258
Japan	+81 (0) 3-6730-7152
Singapore	+65 6355 2828
Greater China	+86 4006396841

### Honeywell Advanced Sensing Technologies

830 East Arapaho Road  
Richardson, TX 75081  
[sps.honeywell.com/ast](https://sps.honeywell.com/ast)

## WARNING PERSONAL INJURY

DO NOT USE these products as safety or emergency stop devices or in any other application where failure of the product could result in personal injury.

**Failure to comply with these instructions could result in death or serious injury.**

## WARNING MISUSE OF DOCUMENTATION

- The information presented in this product sheet is for reference only. Do not use this document as a product installation guide.
- Complete installation, operation, and maintenance information is provided in the instructions supplied with each product.

**Failure to comply with these instructions could result in death or serious injury.**

# Mouser Electronics

Authorized Distributor

Click to View Pricing, Inventory, Delivery & Lifecycle Information:

[Honeywell:](#)

[SNDH-H3P-G01](#)