

MICRO SWITCH

FREEPORT ILLINOIS, U.S.A
A DIVISION OF HONEYWELL
FED. MFG. CODE 91929

ACTUATOR-SWITCH

CATALOG LISTING
8ASI50

8ASI50
PAGE 1 OF 1

M

DRAWING
NUMBER

6

ISSUE

REPLACES

RELEASE NO. PR-10115-T

CHECK

REVISIONS

A NEW DWG
PR-10115-T
12 MAY 81

B 202196

DLT
7 FEB 01

13 MAY 81

16 MAY 81

16 MAY 81

16 MAY 81

16 MAY 81

16 MAY 81

16 MAY 81

16 MAY 81

16 MAY 81

16 MAY 81

16 MAY 81

16 MAY 81

16 MAY 81

16 MAY 81

16 MAY 81

16 MAY 81

16 MAY 81

16 MAY 81

16 MAY 81

16 MAY 81

16 MAY 81

16 MAY 81

16 MAY 81

16 MAY 81

16 MAY 81

16 MAY 81

16 MAY 81

16 MAY 81

16 MAY 81

16 MAY 81

16 MAY 81

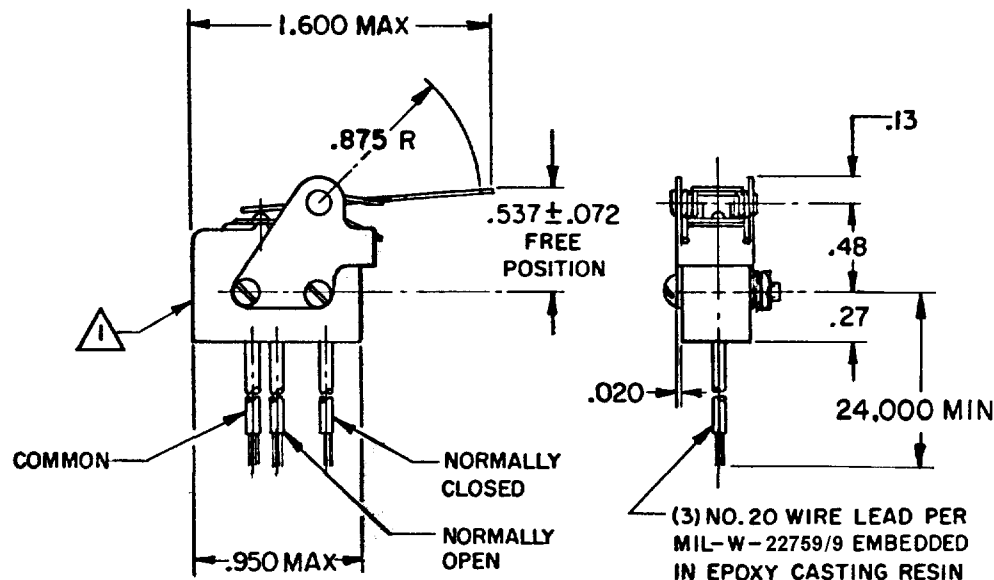
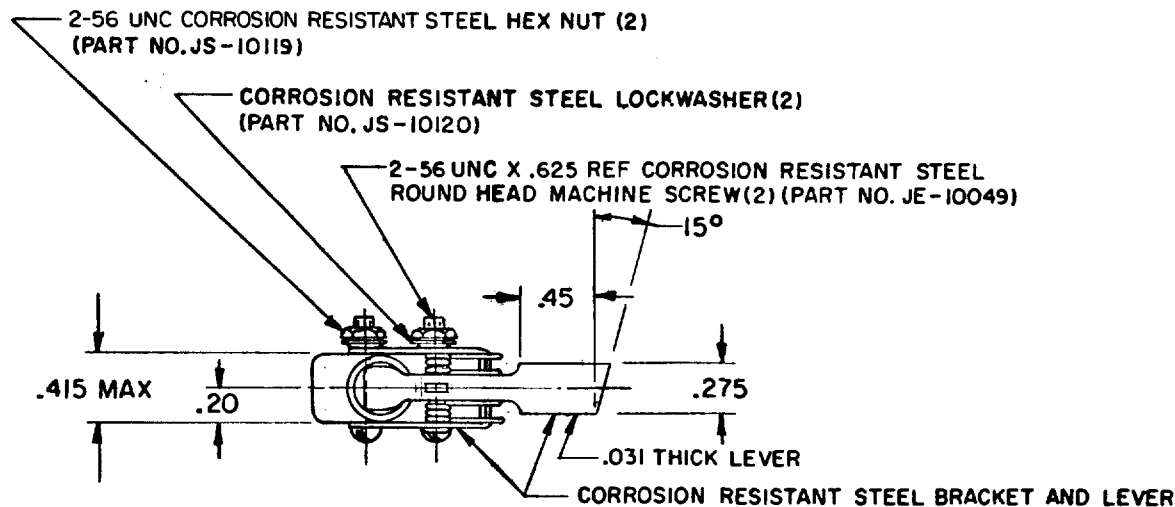
16 MAY 81

16 MAY 81

16 MAY 81

16 MAY 81

16 MAY 81

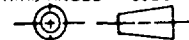


NOTES

- 1 UNIT INCLUDES CAT. LIST. 12SE4-2 TYPE BASIC SWITCH
2-BASIC SWITCH HELD ACTUATED WHEN LEVER IS IN FREE POSITION

THIS DRAWING COVERS A PROPRIETARY ITEM AND IS THE PROPERTY OF MICRO SWITCH, A DIVISION OF HONEYWELL. THIS DRAWING IS NOT TO BE COPIED OR USED WITHOUT THE APPROVAL OF MICRO SWITCH.

THIRD ANGLE PROJECTION



CHARACTERISTICS

OPERATING FORCE — — — 7 OZ MAX

RELEASE FORCE — — — 1.250 OZ MIN

PRETRAVEL — — — .020 APPROX

OVERTRAVEL — — — .260 REF

ELECTRICAL DATA

CONTACT ARRANGEMENT
S P D T

SCALE FULL

DO NOT SCALE PRINT

TOLERANCES
APPLY TO DESIGN UNITS. CONVERSIONS ARE ONLY FOR
REFERENCE. UNLESS NOTED, TOLERANCES ARE ±

NO PLACES	DIM. mm	TOL. mm/in	DIM. in	TOL. mm/in
ONE PLACE	X	1/.04	X	0.07/03
TWO PLACES	X,X	0.4/.018	X,X	0.38/.015
THREE PLACES	X,XX	0.15/.005	X,XX	0.13/.005
ANGLES				2°

DESIGN UNITS ☐ SI METRIC ☒ US CUSTOMARY

WEIGHT

RASTER

FO-52848-A

DRAWN

12 MAY 81

12 MAY 81

12 MAY 81

12 MAY 81

12 MAY 81

Mouser Electronics

Authorized Distributor

Click to View Pricing, Inventory, Delivery & Lifecycle Information:

[Honeywell:](#)

[8AS150](#)