

MICRO SWITCH

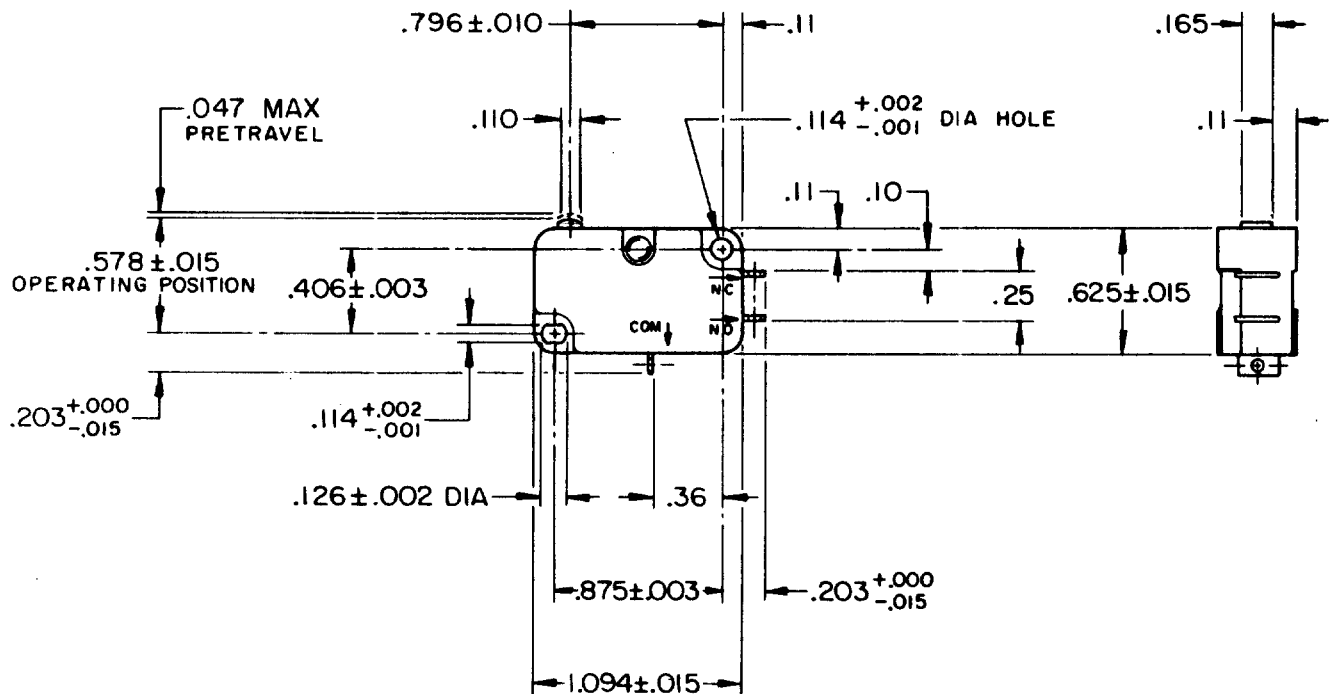
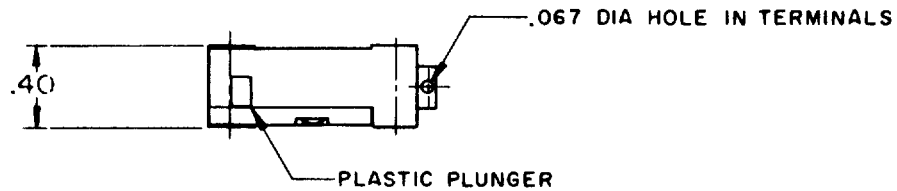
FREEPORT ILLINOIS, U.S.A
A DIVISION OF HONEYWELL
FED. MFG. CODE 91929

SWITCH-BASIC

CATALOG LISTING

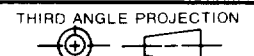
V3-3015

CK-X3270



NOTE -
I - TERMINALS ARE PLATED FOR SOLDERING

THIS DRAWING COVERS A PROPRIETARY ITEM AND IS THE PROPERTY OF MICRO SWITCH, A DIVISION OF HONEYWELL. THIS DRAWING IS NOT TO BE COPIED OR USED WITHOUT THE APPROVAL OF MICRO SWITCH.



CHARACTERISTICS

OPERATING FORCE --- 150 GRAM MAX
RELEASE TRAVEL --- .010 MIN
RELEASE FORCE --- 15 GRAM MIN
DIFFERENTIAL TRAVEL --- .002-.010
OVERTRAVEL --- .050 MIN
FREE POSITION --- .625 MAX

ELECTRICAL DATA

CONTACT ARRANGEMENT
S P D T

L83
15.1A 1/2HP 125 OR 250 VAC
1/2A 125 VDC, 1/4A 250 VDC
5A 125 VAC "L"



SCALE FULL

DO NOT SCALE PRINT

TOLERANCES

APPLY TO DESIGN UNITS. CONVERSIONS ARE ONLY FOR REFERENCE. UNLESS NOTED, TOLERANCES ARE ±

| DIM. | TOL. | DIM. | TOL. |
|--------------|-------|-----------|-------|
| mm | mm/in | in | mm/in |
| NO PLACES | X | 1/.04 | |
| ONE PLACE | X.X | 0.4/.016 | X.X |
| TWO PLACES | X.XX | 0.15/.006 | X.XX |
| THREE PLACES | X.XXX | 0.13/.005 | X.XXX |
| ANGLES | | | |

SI METRIC
DESIGN UNITS ☐

US CUSTOMARY
☒

WEIGHT

V3-3015

M

DRAWING
NUMBER

2

X

5

8

3

1

4

5

6

7

8

9

10

11

12

13

14

15

16

17

18

19

20

21

22

23

24

25

26

27

28

FO-52848-A

DRAWN

GLH 22 APR 76

C E B

22 APRIL 76

CHECK

CHECK

CHECK

CHECK

REPLACES

PR-5823

Mouser Electronics

Authorized Distributor

Click to View Pricing, Inventory, Delivery & Lifecycle Information:

[Honeywell:](#)

[V3-3015](#)