

## FF5 Series

### Magnetically Actuated Non-Contact Safety Switches



#### DESCRIPTION

Honeywell FF5 switches are magnetically operated, non-contact safety switches designed for use in many machine-guarding applications. The FF5 is available in both ABS and 316 grade stainless steel and is capable of switching up to 300 mA at 24 Vdc as per features below. The switch and actuator

are fully sealed to IP67 and can often be used in wet or dusty environments. With correct installation, the FF5 safety switches comply with the guidelines given in EN1088.

#### FEATURES

- Non-contact safety switches
- Switches can be magnetically actuated from almost any angle
- Compact, rugged design
- Tested to over 1,000,000 operations, full-load
- 6 mm [0.24 in] operating distance
- Up to 300 mA at 24 Vdc switching capability
- IP67
- Stainless steel option
- CE, UL approvals

#### POTENTIAL APPLICATIONS

- Can forming and filling (aluminum, steel, and plastic)
- Pick and place packaging equipment
- Pick and place/assembly equipment
- Semicon equipment
- Plastic molding equipment
- Woodworking machinery
- Textile machinery
- Printing machinery

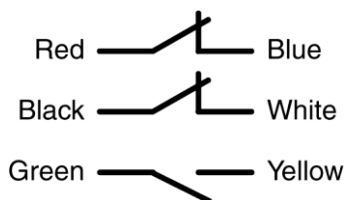
# FF5 Series

## TECHNICAL SPECIFICATIONS

Type	FF5	FF5-SS
Contact arrangement	Max: 2NC safety and 1NO auxiliary	Max: 2NC safety and 1NO auxiliary
Safety contact rating	24 Vdc/0.3 A inductive/resistive	24 Vdc/0.3 A inductive/resistive
Safety contact operating distance	6 mm [0.24 in] ON; 17 mm [0.67 in] OFF	6 mm [0.24 in] ON; 17 mm [0.67 in] OFF
Safety contact close/drop/bounce	3 ms/2.1 ms/0.7 ms	3 ms/2.1 ms/0.7 ms
Auxiliary contact rating	24 Vdc/0.3 A inductive/resistive	24 Vdc/0.3 A inductive/resistive
Auxiliary contact operating distance	6 mm [0.24 in] OFF; 17 mm [0.67 in] ON	6 mm [0.24 in] OFF; 17 mm [0.67 in] ON
Auxiliary contact close/drop/bounce	0.5 ms/0.3 ms/0.7 ms	0.5 ms/0.3 ms/0.7 ms
Internal fuse	Not applicable	Not applicable
External fuse (customer supplied)	dc: 0.2 A fast acting	dc: 0.2 A fast acting
IP rating	IP67	IP67
Vibration/shock	50 Hz to 100 Hz/10 g	50 Hz to 100 Hz/10 g
Operating temperature	-10 °C to 55 °C [14 °F to 131 °F]	-10 °C to 55 °C [14 °F to 131 °F]
Mounting and fixture	Target to target	Target to target
Construction	Red ABS resin filled	316 grade stainless steel resin filled

## FF5 CONTACTS

### FF5-21-DC-03 FF5-21-DC-03-SS

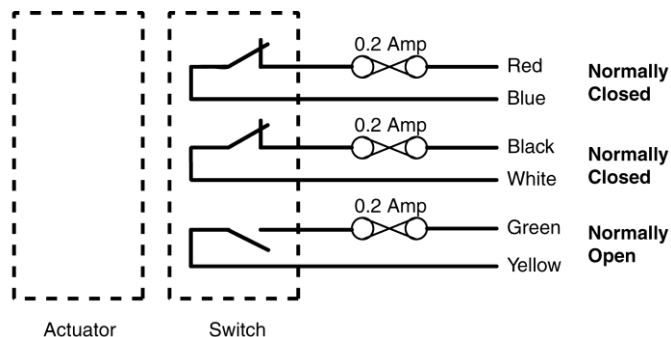


NOTE: Contact configurations show under closed condition for guard device.

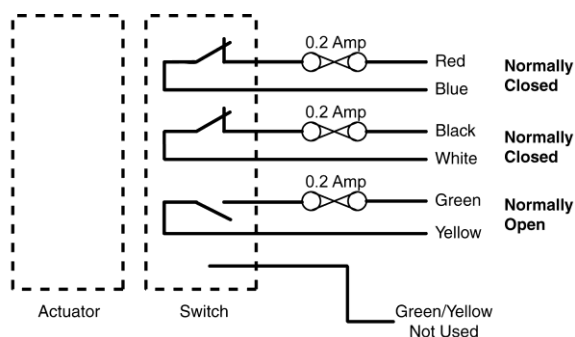
## FF5 CONNECTIONS

**The safety contact must be fused externally. dc switch – external fuse= 0.2 A fast acting**

### FF5 Connections

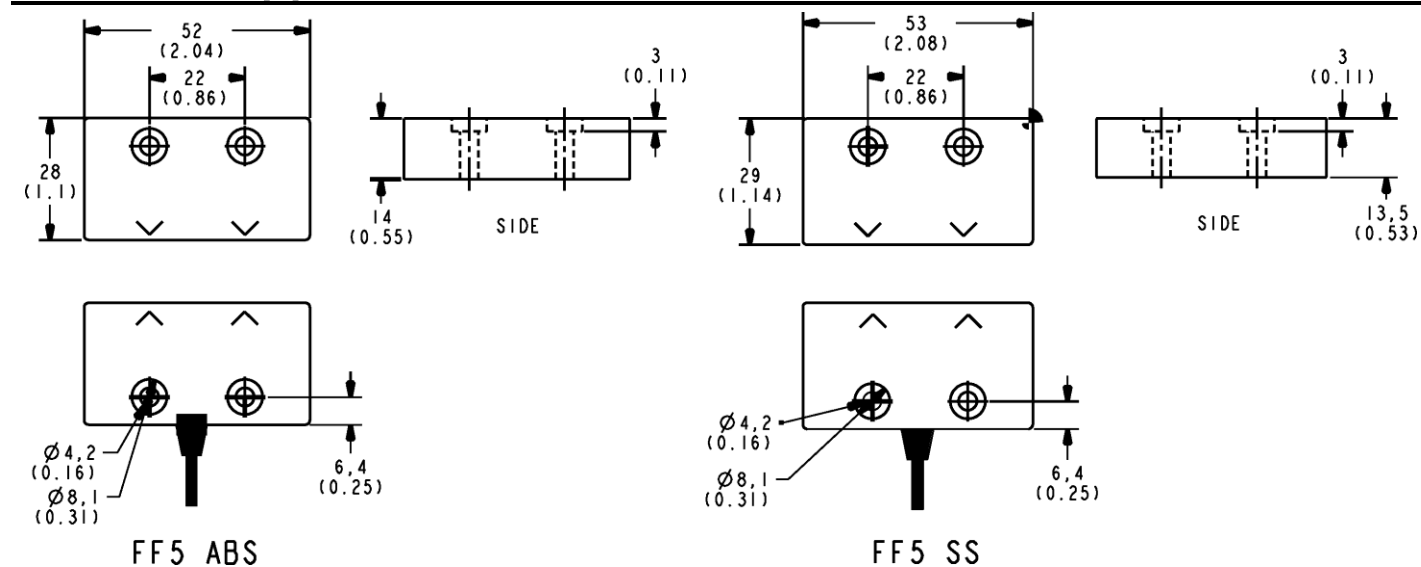


### FF5 High Temperature Connections



# Magnetically Actuated Non-Contact Safety Switches

## FF5 DIMENSIONS mm[in]



## ORDER GUIDE

Catalog Listing	Description
FF5-21-DC-03	Safety switch and actuator, red ABS, 2NC/1NO, dc, 3 m pre-wired
FF5-21-DC-03-SS	Safety switch and actuator, stainless steel, 2NC/1NO, dc, 3 m pre-wired
FF5-21-DC-10	Safety switch and actuator, red ABS, 2NC/1NO, dc, 10 m pre-wired
FF5-21-DC-10-SS	Safety switch and actuator, stainless steel, 2NC/1NO, dc, 10 m pre-wired

### WARNING

#### RISK TO LIFE OR PROPERTY

Never use this product for an application involving serious risk to life or property without ensuring that the system as a whole has been designed to address the risks, and that this product is properly rated and installed for the intended use within the overall system.

**Failure to comply with these instructions could result in death or serious injury.**

### WARNING

#### MISUSE OF DOCUMENTATION

- The information presented in this product sheet is for reference only. Do not use this document as a product installation guide.
- Complete installation, operation, and maintenance information is provided in the instructions supplied with each product.

**Failure to comply with these instructions could result in death or serious injury.**

## WARRANTY/REMEDY

Honeywell warrants goods of its manufacture as being free of defective materials and faulty workmanship. Honeywell's standard product warranty applies unless agreed to otherwise by Honeywell in writing; please refer to your order acknowledgement or consult your local sales office for specific warranty details. If warranted goods are returned to Honeywell during the period of coverage, Honeywell will repair or replace, at its option, without charge those items it finds defective. **The foregoing is buyer's sole remedy and is in lieu of all other warranties, expressed or implied, including those of merchantability and fitness for a particular purpose. In no event shall Honeywell be liable for consequential, special, or indirect damages.**

While we provide application assistance personally, through our literature and the Honeywell web site, it is up to the customer to determine the suitability of the product in the application.

Specifications may change without notice. The information we supply is believed to be accurate and reliable as of this printing. However, we assume no responsibility for its use.

## SALES AND SERVICE

Honeywell serves its customers through a worldwide network of sales offices, representatives and distributors. For application assistance, current specifications, pricing or name of the nearest Authorized Distributor, contact your local sales office or:

**E-mail:** [info.sc@honeywell.com](mailto:info.sc@honeywell.com)

**Internet:** [www.honeywell.com/sensing](http://www.honeywell.com/sensing)

#### Phone and Fax:

Asia Pacific	+65 6355-2828
	+65 6445-3033 Fax
Europe	+44 (0) 1698 481481
	+44 (0) 1698 481676 Fax
Latin America	+1-305-805-8188
	+1-305-883-8257 Fax
USA/Canada	+1-800-537-6945
	+1-815-235-6847
	+1-815-235-6545 Fax

Sensing and Control  
Honeywell  
1985 Douglas Drive North  
Golden Valley, MN 55422  
[www.honeywell.com](http://www.honeywell.com)

004746-2-EN IL50 GLO Printed in USA  
June 2009  
Copyright © 2009 Honeywell International Inc. All rights reserved.

# Honeywell

# Mouser Electronics

Authorized Distributor

Click to View Pricing, Inventory, Delivery & Lifecycle Information:

[Honeywell:](#)

[FF5-21-DC-03](#) [FF5-21-DC-03-SS](#) [FF5-21-DC-10](#)