

MICRO SWITCH
a Honeywell Division

FED.MFG.CODE 91929

SWITCH - BASIC

X69117-BZ

BZ-3AW805551T

4
ISSUE

CATALOG LISTING

REPLACES

PR-8055

RELEASE NC

CHECK

CHEX

6699

23	4
----	---

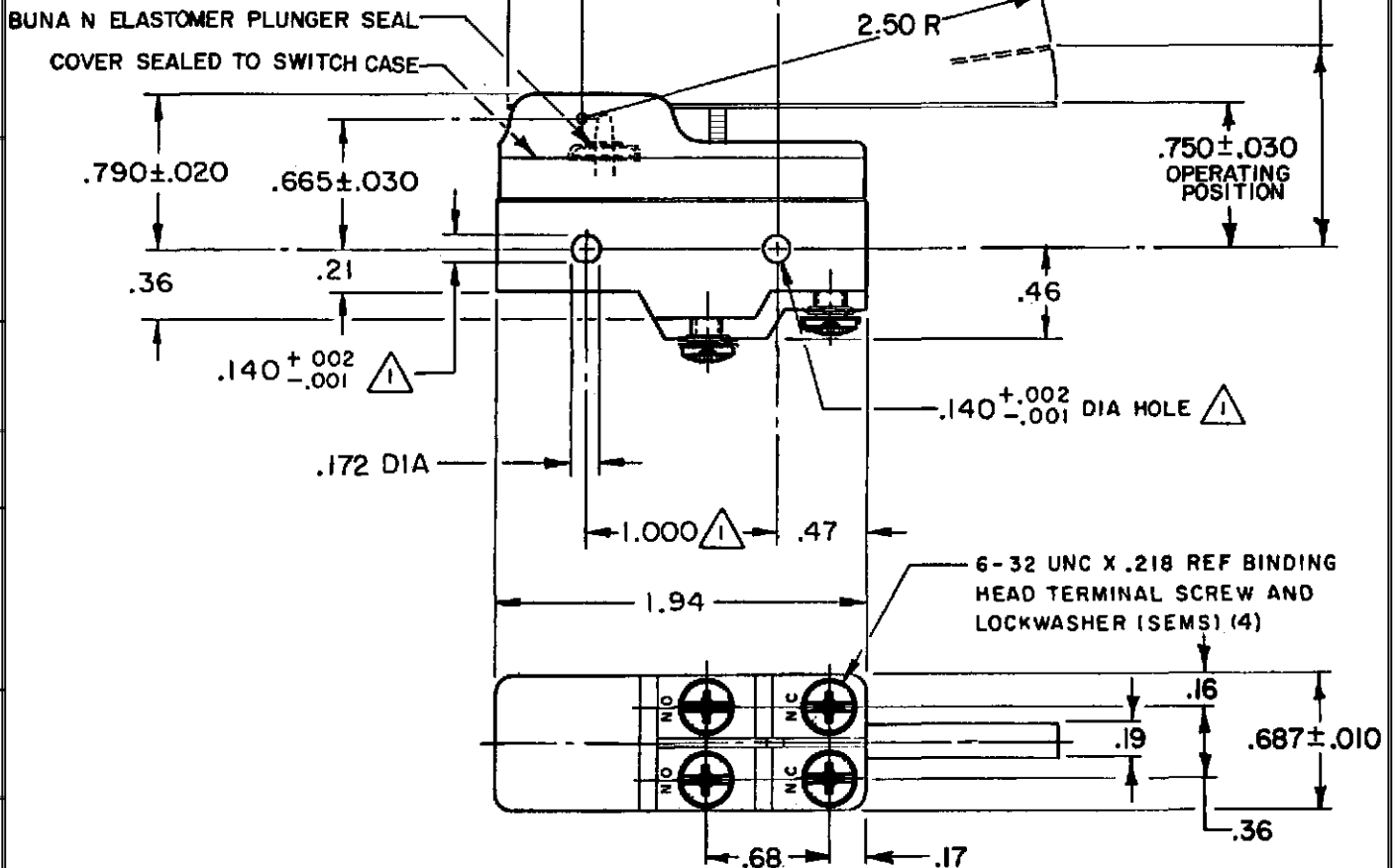
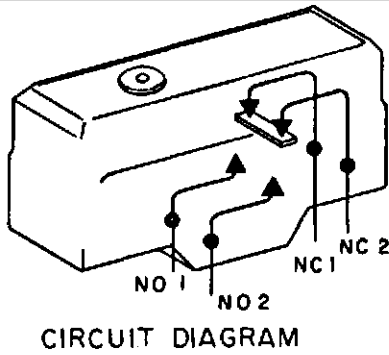
CHECK
J

99R99

3	A
---	---

FORMTEK

DRAWN

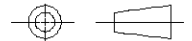



NOTE -

- ⚠ MOUNTING HOLES WILL ACCEPT PINS OR SCREWS OF .139 MAX DIA ON $1.000 \pm .002$ CENTERS
- 2 - SUITABLE ONLY FOR APPLICATIONS IMPARTING A RAPID STROKE TO THE SWITCH PLUNGER
- 3 - SEALED CONSTRUCTION PROVIDES SPLASH RESISTANCE

THIS DRAWING COVERS A PROPRIETARY ITEM AND IS THE PROPERTY OF MICRO SWITCH, A DIVISION OF HONEYWELL. THIS DRAWING IS NOT TO BE COPIED OR USED WITHOUT THE APPROVAL OF MICRO SWITCH.

THIRD ANGLE PROJECTION



CHARACTERISTICS	ELECTRICAL DATA	SCALE	FULL	DO NOT SCALE PRINT
OPERATING FORCE - - - - 3 1/4 OZ MAX	CONTACT ARRANGEMENT (SEE CIRCUIT DIAGRAM)	UNLESS OTHERWISE SPECIFIED TOLERANCES ARE		
RELEASE FORCE - - - - - 1/2 OZ MIN	L73 15A 125, <u>250</u> OR 480 VAC 1A 125 VDC, 0.5A 250 VDC 1/4HP 125 VAC, 1/2HP <u>250</u> VAC 	ONE PLACE	(.0)	±.030
DIFFERENTIAL TRAVEL - - - - - .020-.100		TWO PLACE	(.00)	±.015
OVERTRAVEL - - - - - .219 MIN		THREE PLACE	(.000)	±.005
		ANGLES		±
		WEIGHT		

Mouser Electronics

Authorized Distributor

Click to View Pricing, Inventory, Delivery & Lifecycle Information:

[Honeywell:](#)

[BZ-3AW805551T](#)