

G L I S T I N G
BZ-2RQ172-D6

CATALOG LISTING



ISSUE

PAGE 1 OF 1

RELEASE NO. PR-23350	REPLACES
----------------------	----------

CHECK

CHECK

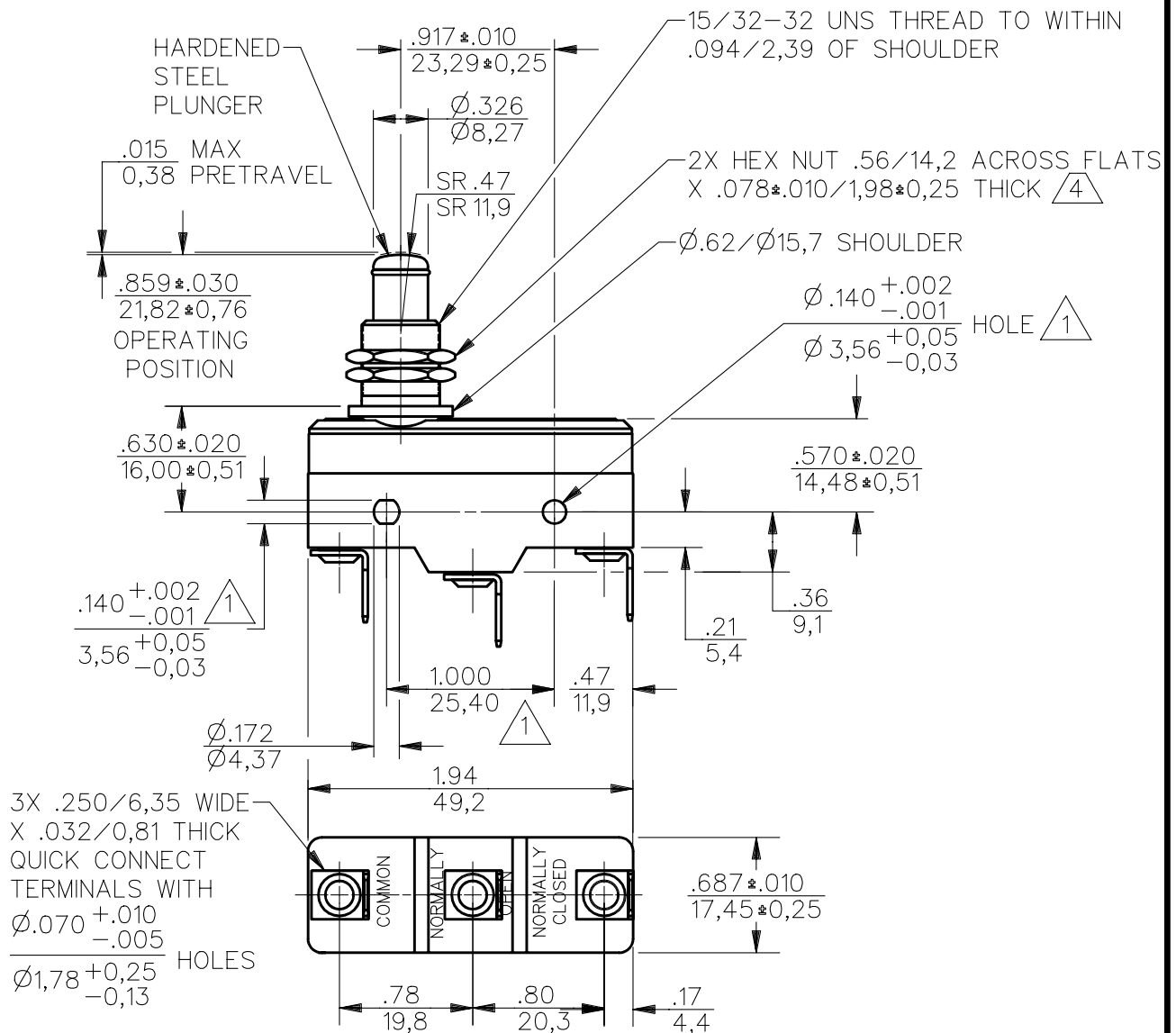
CHECK

GRT	10 MAF
-----	--------

DDM/CAD

10

GR



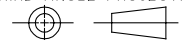
NOTES



- ① MOUNTING HOLES WILL ACCEPT PINS OR SCREWS OF
 .139/3,53 MAX DIA ON 1.000±.002/25,40±0,05 CENTERS
 2 – CONTACT MATERIAL – GOLD ALLOY
 3 – SWITCH WILL WITHSTAND TEMPERATURE OF 180°F/82.2°C
 ④ HARDWARE FURNISHED UNASSEMBLED

ANSI Y14.5M-1982 APPLIES

THIS DRAWING COVERS A PROPRIETARY ITEM AND IS THE PROPERTY OF MICRO SWITCH, A DIVISION OF HONEYWELL. THIS DRAWING IS NOT TO BE COPIED OR USED WITHOUT THE APPROVAL OF MICRO SWITCH.

THIRD ANGLE PROJECTION



CHARACTERISTICS	ELECTRICAL DATA	SCALE FULL	DO NOT SCALE PRINT
OPERATING FORCE---9 OZ/2.53 N - 13 OZ/3.65 N	CONTACT ARRANGEMENT S P D T	TOLERANCES APPLY TO DESIGN UNITS. CONVERSIONS ARE ONLY FOR REFERENCE. UNLESS NOTED, TOLERANCES ARE ±	
RELEASE FORCE---4 OZ/1.12 N MIN	L22	DIM. mm TOL mm/in DIM. in TOL mm/in NO PLACES X 1/.04 X.X 0.8/.03 ONE PLACE X,X 0.4/.016 X.XX 0.38/.015 TWO PLACES X,XX 0.15/.006 X.XXX 0.13/.005 THREE PLACES ANGLES SI METRIC US CUSTOMARY	
DIFFERENTIAL TRAVEL---.0004/0,010- .0020/0,051	1A 125 VAC	DESIGN UNITS	
OVERTRAVEL---.219/5,56 MIN	 	WEIGHT .094/2.39 LB	

Mouser Electronics

Authorized Distributor

Click to View Pricing, Inventory, Delivery & Lifecycle Information:

[Honeywell:](#)

[BZ-2RQ172-D6](#)